



Información de Portabilidad

31 de octubre de 2013

Subsecretaría de Telecomunicaciones

División Fiscalización



Resumen General de Portabilidad

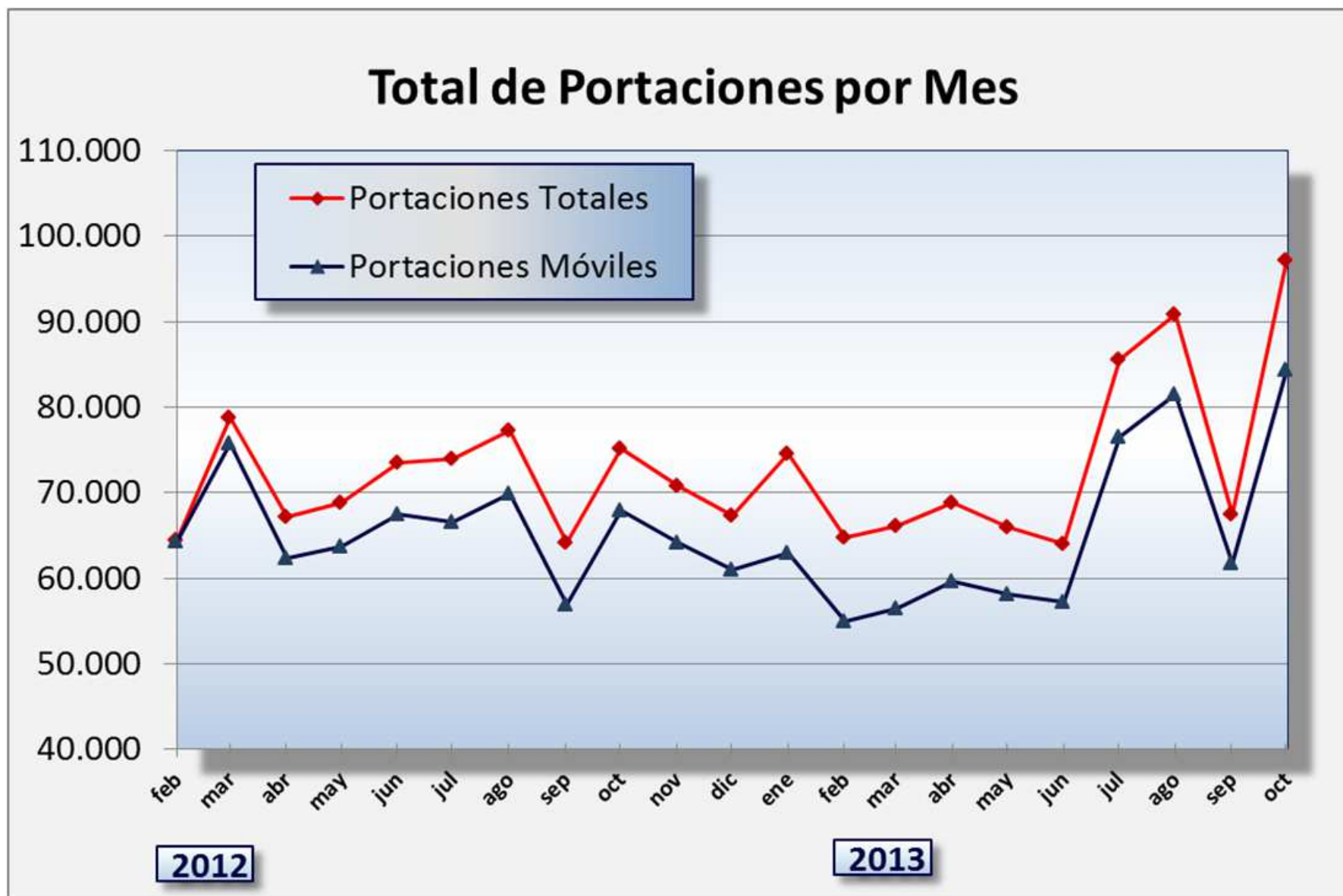
(31 de octubre de 2013)

| Año | Mes | Telefonía Local | | | | | | | | | | | | | | Total Portaciones Locales | Telefonía Móvil | | | Total Portaciones | |
|------|-----|-------------------------|-------------------------------|---------------|------------------|-------------------|----------------------|------------|-----------------|------------------------|-------------------------|-----------------------------|--------------|-------------------|---------------|---------------------------|--------------------|----------------|----------------|-------------------|---------------------------|
| | | Arica y Parinacota (58) | Metropolitana de Santiago (2) | Tarapacá (57) | Antofagasta (55) | La Araucanía (45) | Libertador B.O. (72) | Aysén (67) | Magallanes (61) | Del Maule (71, 73, 75) | Del Biobío (41, 42, 43) | Valparaíso (32, 33, 34, 35) | Atacama (52) | Coquimbo (51, 53) | Los Ríos (63) | | Los Lagos (64, 65) | Prepago | Postpago | | Total Portaciones Móviles |
| | | 2011 | 2012 | | | | | | | | | | | | | | 2012 | | | | |
| | | 5-dic | 12-mar | 16-abr | | | 14-may | | | 18-jun | 23-jul | 27-ago | | | 16-ene | | | | | | |
| 2011 | dic | 173 | | | | | | | | | | | | | | | 173 | | | | 173 |
| 2012 | ene | 185 | | | | | | | | | | | | | | | 185 | 15.947 | 13.265 | 29.212 | 29.397 |
| | feb | 134 | | | | | | | | | | | | | | | 134 | 35.396 | 28.940 | 64.336 | 64.470 |
| | mar | 180 | 2.754 | | | | | | | | | | | | | | 2.934 | 41.321 | 34.494 | 75.815 | 78.749 |
| | abr | 143 | 4.577 | 40 | 58 | 61 | | | | | | | | | | | 4.879 | 32.452 | 29.850 | 62.302 | 67.181 |
| | may | 119 | 4.577 | 88 | 177 | 142 | 70 | 0 | 2 | | | | | | | | 5.175 | 31.424 | 32.289 | 63.713 | 68.888 |
| | jun | 102 | 4.904 | 113 | 159 | 219 | 185 | 3 | 101 | 50 | 149 | | | | | | 5.985 | 33.270 | 34.228 | 67.498 | 73.483 |
| | jul | 71 | 5.671 | 180 | 100 | 143 | 139 | 1 | 125 | 159 | 517 | 198 | | | | | 7.304 | 38.902 | 27.697 | 66.599 | 73.903 |
| | ago | 82 | 4.560 | 75 | 136 | 468 | 147 | 2 | 327 | 158 | 534 | 813 | 1 | 26 | 10 | 16 | 7.355 | 40.362 | 29.613 | 69.975 | 77.330 |
| | sep | 55 | 4.632 | 182 | 174 | 223 | 148 | 1 | 277 | 116 | 337 | 750 | 45 | 126 | 83 | 135 | 7.284 | 34.305 | 22.611 | 56.916 | 64.200 |
| | oct | 90 | 4.083 | 171 | 86 | 133 | 258 | 0 | 193 | 162 | 704 | 1.003 | 39 | 112 | 110 | 171 | 7.315 | 41.732 | 26.192 | 67.924 | 75.239 |
| | nov | 72 | 3.914 | 56 | 92 | 98 | 132 | 2 | 146 | 464 | 588 | 805 | 21 | 107 | 74 | 107 | 6.678 | 38.941 | 25.196 | 64.137 | 70.815 |
| dic | 58 | 3.956 | 83 | 89 | 305 | 160 | 2 | 221 | 114 | 339 | 803 | 30 | 90 | 35 | 99 | 6.384 | 36.148 | 24.852 | 61.000 | 67.384 | |
| 2013 | ene | 189 | 7.825 | 148 | 171 | 327 | 329 | 101 | 229 | 218 | 450 | 710 | 128 | 207 | 152 | 411 | 11.595 | 37.457 | 25.579 | 63.036 | 74.631 |
| | feb | 57 | 7.549 | 53 | 64 | 445 | 185 | 1 | 84 | 119 | 308 | 592 | 24 | 85 | 50 | 113 | 9.729 | 33.266 | 21.741 | 55.007 | 64.736 |
| | mar | 111 | 6.602 | 87 | 115 | 557 | 227 | 0 | 99 | 146 | 485 | 635 | 38 | 128 | 68 | 231 | 9.529 | 31.180 | 25.389 | 56.569 | 66.098 |
| | abr | 91 | 6.299 | 87 | 228 | 169 | 222 | 1 | 101 | 183 | 545 | 743 | 67 | 140 | 63 | 240 | 9.179 | 32.859 | 26.858 | 59.717 | 68.896 |
| | may | 73 | 4.871 | 163 | 211 | 426 | 146 | 1 | 94 | 200 | 568 | 473 | 39 | 239 | 64 | 204 | 7.772 | 31.843 | 26.382 | 58.225 | 65.997 |
| | jun | 88 | 4.398 | 74 | 105 | 178 | 162 | 0 | 169 | 115 | 628 | 514 | 34 | 114 | 67 | 184 | 6.830 | 31.881 | 25.395 | 57.276 | 64.106 |
| | jul | 110 | 6.375 | 87 | 132 | 176 | 205 | 8 | 55 | 191 | 511 | 813 | 74 | 178 | 45 | 102 | 9.062 | 45.906 | 30.561 | 76.467 | 85.529 |
| | ago | 110 | 6.747 | 69 | 146 | 225 | 217 | 8 | 43 | 188 | 505 | 635 | 59 | 171 | 56 | 124 | 9.303 | 49.600 | 31.918 | 81.518 | 90.821 |
| | sep | 68 | 3.650 | 52 | 76 | 105 | 144 | 11 | 35 | 196 | 499 | 514 | 30 | 112 | 35 | 240 | 5.767 | 38.337 | 23.400 | 61.737 | 67.504 |
| oct | 106 | 9.590 | 190 | 91 | 694 | 199 | 2 | 84 | 260 | 530 | 641 | 49 | 120 | 64 | 164 | 12.784 | 49.566 | 34.763 | 84.329 | 97.113 | |
| | | 2.467 | 107.534 | 1.998 | 2.410 | 5.094 | 3.275 | 144 | 2.385 | 3.039 | 8.197 | 10.642 | 678 | 1.955 | 976 | 2.541 | 153.335 | 802.095 | 601.213 | 1.403.308 | 1.556.643 |

- Información obtenida del Sistema de Gestión de Portabilidad (SGP)

- Cada Región se indica con su código de área primaria, y la respectiva fecha de inicio de la Portabilidad

- La información de modalidad de telefonía móvil (pre, postpago), corresponde al servicio que el cliente tenía en la empresa donante. No necesariamente se mantiene la misma modalidad en la empresa receptora.



Resumen de Portabilidad por Empresa

(31 de octubre de 2013)

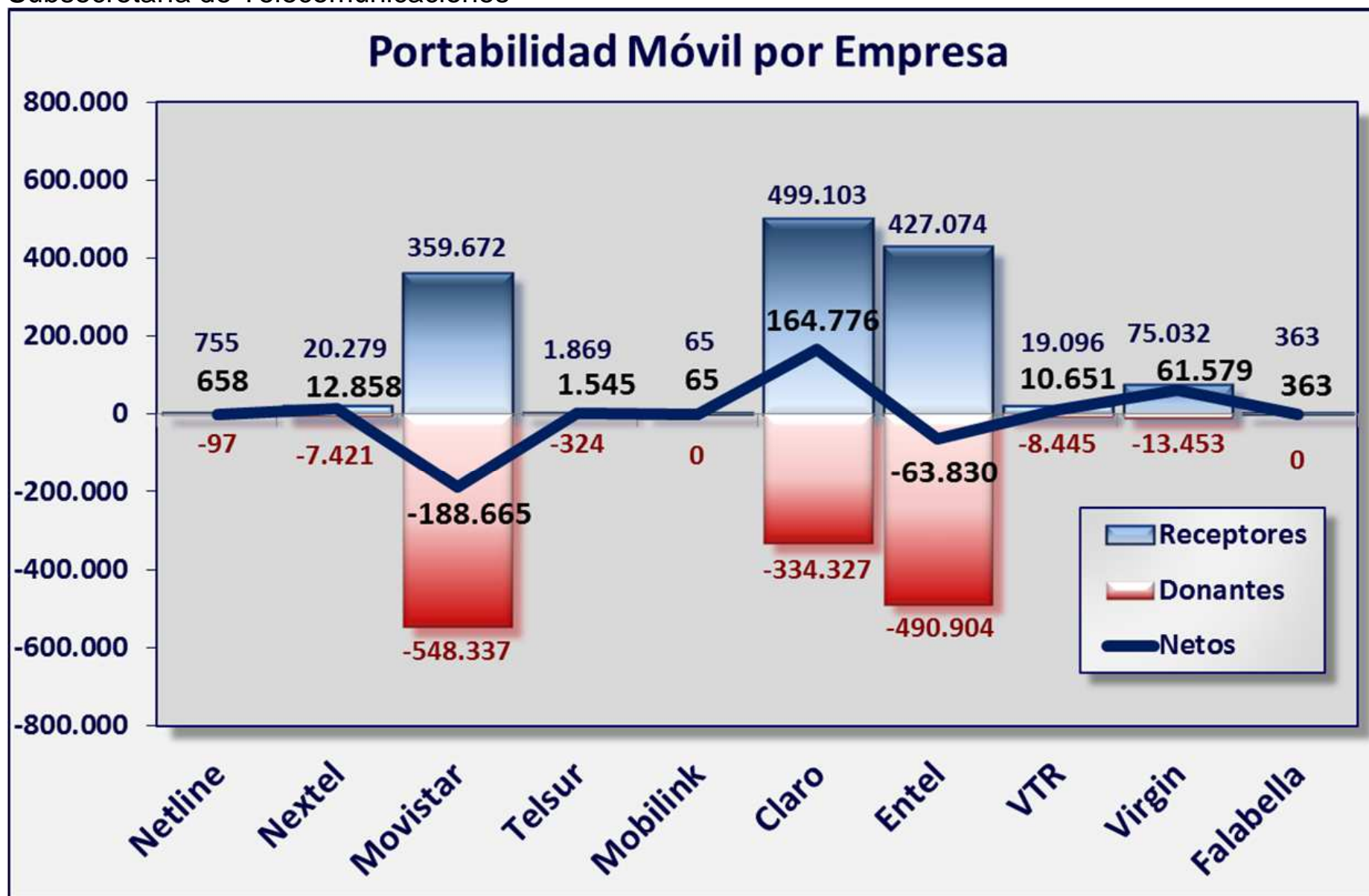
| | | Receptor | Donante | Neto |
|---------|----------------------|------------------|------------------|----------|
| Móviles | Netline | 755 | 97 | 658 |
| | Nextel | 20.279 | 7.421 | 12.858 |
| | Movistar | 359.672 | 548.337 | -188.665 |
| | Telsur | 1.869 | 324 | 1.545 |
| | Mobilink | 65 | 0 | 65 |
| | Claro | 499.103 | 334.327 | 164.776 |
| | Entel | 427.074 | 490.904 | -63.830 |
| | VTR | 19.096 | 8.445 | 10.651 |
| | Virgin | 75.032 | 13.453 | 61.579 |
| | Falabella | 363 | 0 | 363 |
| | Total Móviles | 1.403.308 | 1.403.308 | 0 |
| Locales | Netline | 656 | 177 | 479 |
| | Telestar | 479 | 100 | 379 |
| | CMET | 76 | 2.262 | -2.186 |
| | Telsur | 6.047 | 2.811 | 3.236 |
| | Movistar | 12.363 | 92.396 | -80.033 |
| | Telcoy | 25 | 8 | 17 |
| | GTD Manquehue | 5.932 | 5.669 | 263 |
| | Claro | 34.500 | 9.474 | 25.026 |
| | Fullcom | 54 | 160 | -106 |
| | Entel | 33.682 | 17.452 | 16.230 |
| | GTD Telesat | 10.697 | 10.250 | 447 |
| | CTR | 25 | 32 | -7 |
| | VTR | 46.870 | 12.366 | 34.504 |
| | Will | 0 | 8 | -8 |
| | Companion | 248 | 0 | |
| | Netel | 229 | 31 | 198 |
| | Chile.com | 204 | 101 | 103 |
| | Convergia | 1.216 | 3 | 1.213 |
| | Stel | 32 | 35 | -3 |
| | Total Locales | 153.335 | 153.335 | 0 |
| | Totales | 1.556.643 | 1.556.643 | 0 |

Resumen Acumulado de Portabilidad Móvil por Empresa

31 de octubre de 2013

| | | Receptores | | | | | | | | | | Total Donantes |
|------------------|------------|---------------|----------------|--------------|-----------|----------------|----------------|---------------|---------------|------------|------------------|----------------|
| | | Netline | Nextel | Movistar | Telsur | Mobilink | Claro | Entel | VTR | Virgin | Falabella | |
| Donantes | Netline | | | 3 | 1 | | 22 | 5 | 2 | 64 | | 97 |
| | Nextel | 3 | | 1.636 | | | 2.654 | 2.715 | 71 | 341 | 1 | 7.421 |
| | Movistar | 198 | 6.095 | | 674 | 13 | 255.697 | 256.362 | 7.252 | 21.953 | 93 | 548.337 |
| | Telsur | 1 | 9 | 104 | | | 84 | 107 | 9 | 10 | | 324 |
| | Mobilink | | | | | | | | | | | 0 |
| | Claro | 192 | 5.930 | 142.242 | 615 | 9 | | 160.896 | 4.177 | 20.178 | 88 | 334.327 |
| | Entel | 331 | 7.795 | 207.778 | 569 | 43 | 234.827 | | 7.478 | 31.950 | 133 | 490.904 |
| | VTR | 3 | 194 | 3.508 | 4 | | 2.065 | 2.131 | | 536 | 4 | 8.445 |
| | Virgin | 27 | 256 | 4.401 | 6 | | 3.754 | 4.858 | 107 | | 44 | 13.453 |
| | Falabella | | | | | | | | | | | 0 |
| Total Receptores | 755 | 20.279 | 359.672 | 1.869 | 65 | 499.103 | 427.074 | 19.096 | 75.032 | 363 | 1.403.308 | |
| % | 0,1 | 1,4 | 25,6 | 0,1 | 0,0 | 35,6 | 30,4 | 1,4 | 5,3 | 0,0 | 100,0 | |
| Total Donantes | 97 | 7.421 | 548.337 | 324 | 0 | 334.327 | 490.904 | 8.445 | 13.453 | 0 | 1.403.308 | |
| Netos | 658 | 12.858 | -188.665 | 1.545 | 65 | 164.776 | -63.830 | 10.651 | 61.579 | 363 | 0 | |

Información obtenida del Sistema de Gestión de Portabilidad (SGP)



- Información al 31 de octubre de 2013

- Información obtenida del Sistema de Gestión de Portabilidad (SGP)

Resumen de Portabilidad Móvil por Empresa Último Mes**31 de octubre de 2013**

| | | Receptores | | | | | | | | | Total Donantes | |
|----------------|------------------|------------|---------------|---------------|------------|---------------|---------------|---------------|--------------|---------------|----------------|---------------|
| | | Netline | Nextel | Movistar | Telsur | Mobilink | Claro | Entel | VTR | Virgin | | Falabella |
| Donantes | Netline | | | | | | 1 | | | 14 | | 15 |
| | Nextel | | | 119 | | | 362 | 246 | 6 | 70 | | 803 |
| | Movistar | 30 | 558 | | 34 | | 11.403 | 11.731 | 324 | 3.031 | 50 | 27.161 |
| | Telsur | | 2 | 12 | | | 10 | 7 | 2 | 1 | | 34 |
| | Mobilink | | | | | | | | | | | 0 |
| | Claro | 20 | 706 | 10.935 | 155 | | | 7.881 | 228 | 3.265 | 43 | 23.233 |
| | Entel | 18 | 578 | 14.518 | 41 | 29 | 11.093 | | 359 | 4.035 | 74 | 30.745 |
| | VTR | 2 | 47 | 377 | | | 212 | 228 | | 90 | 1 | 957 |
| | Virgin | | 36 | 670 | | | 420 | 227 | 10 | | 18 | 1.381 |
| | Falabella | | | | | | | | | | | 0 |
| | Total Receptores | 70 | 1.927 | 26.631 | 230 | 29 | 23.501 | 20.320 | 929 | 10.506 | 186 | 84.329 |
| % | 0,1 | 2,3 | 31,6 | 0,3 | 0,0 | 27,9 | 24,1 | 1,1 | 12,5 | 0,2 | 100,0 | |
| Total Donantes | 15 | 803 | 27.161 | 34 | 0 | 23.233 | 30.745 | 957 | 1.381 | 0 | 84.329 | |
| Netos | 55 | 1.124 | -530 | 196 | 29 | 268 | -10.425 | -28 | 9.125 | 186 | 0 | |

Información obtenida del Sistema de Gestión de Portabilidad (SGP)

Resumen Acumulado de Portabilidad Local por Empresa

31 de octubre de 2013

| | | Receptores | | | | | | | | | | | | | | | | | | Total Donantes | |
|-------------------------|---------------|------------|---------------|--------------|----------------|------------|--------------|---------------|-------------|---------------|---------------|-------------|---------------|------------|------------|------------|------------|--------------|------------|----------------|--------|
| | | Netline | Telestar | CMET | Telsur | Movistar | Telcoy | GTD Manquehue | Claro | Fullcom | Entel | GTD Telesat | CTR | VTR | Will | Companion | Netel | Chile.com | Convergía | | Stel |
| Donantes | Netline | | | | 6 | | 119 | 1 | 1 | 19 | | | 2 | | | 29 | | | | 177 | |
| | Telestar | | | | | | | | | | | | | | | | | 100 | | 100 | |
| | CMET | | | | 7 | 648 | 11 | 170 | | 529 | 500 | | 397 | | | | | | | 2.262 | |
| | Telsur | | | | | 253 | | 335 | | 759 | | 1 | 1.463 | | | | | | | 2.811 | |
| | Movistar | 183 | 27 | 58 | 2.640 | | 21 | 2.412 | 19.062 | 3 | 23.640 | 3.346 | 19 | 40.250 | | 1 | 9 | 2 | 706 | 17 | 92.396 |
| | Telcoy | | | | | | | | | | 8 | | | | | | | | | 8 | |
| | GTD Manquehue | 124 | 200 | | | 262 | | | 1.258 | | 1.567 | 502 | | 1.548 | | | | 2 | 205 | 1 | 5.669 |
| | Claro | 207 | | 3 | 413 | 2.751 | | 439 | | 50 | 1.955 | 592 | 2 | 2.660 | | 197 | | 100 | 100 | 5 | 9.474 |
| | Fullcom | 73 | | | | 12 | | 14 | | | 55 | | | 6 | | | | | | | 160 |
| | Entel | 60 | 200 | 6 | 580 | 2.065 | 4 | 1.654 | 6.335 | | | 5.752 | 1 | 492 | | | 100 | 100 | 103 | | 17.452 |
| | GTD Telesat | | 50 | | 1.770 | 1.437 | | 368 | 3.001 | | 3.470 | | | 13 | | 50 | 91 | | | | 10.250 |
| | CTR | | | | 4 | 4 | | | 10 | | 5 | | | 9 | | | | | | | 32 |
| | VTR | 9 | 2 | 9 | 633 | 4.889 | | 813 | 4.322 | | 1.672 | 4 | 2 | | | | | | 2 | 9 | 12.366 |
| | Will | | | | | | | 1 | 2 | | | | | 5 | | | | | | | 8 |
| | Companion | | | | | | | | | | | | | | | | | | | | 0 |
| | Netel | | | | | 30 | | | | | 1 | | | | | | | | | | 31 |
| | Chile.com | | | | | | | 100 | | | | 1 | | | | | | | | | 101 |
| | Convergía | | | | | | | 1 | | | | | | 2 | | | | | | | 3 |
| Stel | | | | | 6 | | | 4 | | 2 | | | 23 | | | | | | | 35 | |
| Total Receptores | 656 | 479 | 76 | 6.047 | 12.363 | 25 | 5.932 | 34.500 | 54 | 33.682 | 10.697 | 25 | 46.870 | 0 | 248 | 229 | 204 | 1.216 | 32 | 153.335 | |
| % | 0,4 | 0,3 | 0,0 | 3,9 | 8,1 | 0,0 | 3,9 | 22,5 | 0,0 | 22,0 | 7,0 | 0,0 | 30,6 | 0,0 | 0,2 | 0,1 | 0,1 | 0,8 | 0,0 | 100,0 | |
| Total Donantes | 177 | 100 | 2.262 | 2.811 | 92.396 | 8 | 5.669 | 9.474 | 160 | 17.452 | 10.250 | 32 | 12.366 | 8 | 0 | 31 | 101 | 3 | 35 | 153.335 | |
| Netos | 479 | 379 | -2.186 | 3.236 | -80.033 | 17 | 263 | 25.026 | -106 | 16.230 | 447 | -7 | 34.504 | -8 | 248 | 198 | 103 | 1.213 | -3 | 0 | |

Información obtenida del Sistema de Gestión de Portabilidad (SGP)

Resumen de Portabilidad Local por Empresa Último Mes

31 de octubre de 2013

| | | Receptores | | | | | | | | | | | | | | | | | | Total Donantes |
|-----------------------|-------------------------|------------|-------------|------------|---------------|------------|------------|---------------|--------------|---------------|--------------|--------------|--------------|--------------|------------|------------|------------|------------|------------|----------------|
| | | Netline | Telestar | CMET | Telsur | Movistar | Telcoy | GTD Manquehue | Claro | Fullcom | Entel | GTD Telesat | CTR | VTR | Will | Companion | Netel | Chile.com | Convergia | |
| Donantes | Netline | | | | | | | | | | | | | | | | | | | 0 |
| | Telestar | | | | | | | | | | | | | | | | | | | 0 |
| | CMET | | | | | 5 | | 12 | | 72 | | | 16 | | | | | | | 105 |
| | Telsur | | | | | 14 | | 12 | | 71 | | | 50 | | | | | | | 147 |
| | Movistar | 2 | 1 | 3 | 108 | | 1 | 304 | 660 | 2.189 | 503 | | 1.560 | | 1 | | 2 | 101 | 1 | 5.436 |
| | Telcoy | | | | | | | | | 1 | | | | | | | | | | 1 |
| | GTD Manquehue | | | | | 17 | | 102 | | 29 | | | 43 | | | | | | | 191 |
| | Claro | | | | 168 | 174 | | 3 | | 95 | 3 | | 140 | | 197 | | 100 | | 1 | 881 |
| | Fullcom | | | | | | | | | | | | | | | | | | | 0 |
| | Entel | | | 2 | 9 | 390 | | 20 | 28 | | | 3.813 | | 45 | | | | | | 4.307 |
| | GTD Telesat | | | | 400 | | | 202 | 100 | | 152 | | | | | 50 | | | | 904 |
| | CTR | | | | | | | | 1 | | 1 | | | 2 | | | | | | 4 |
| | VTR | | | | 41 | 280 | | 57 | 220 | | 205 | | | | | | | | | 806 |
| | Will | | | | | | | | | | | | | | | | | | | 0 |
| | Companion | | | | | | | | | | | | | | | | | | | 0 |
| | Netel | | | | | | | | | | | | | | | | | | | 0 |
| | Chile.com | | | | | | | | | | | | | | | | | | | 0 |
| | Convergia | | | | | | | | | | | | | 1 | | | | | | 1 |
| | Stel | | | | | | | | | | | | | 1 | | | | | | 1 |
| | Total Receptores | 2 | 1 | 5 | 726 | 880 | 1 | 586 | 1.135 | 0 | 2.815 | 4.319 | 0 | 1.858 | 0 | 248 | 0 | 102 | 101 | 5 |
| % | 0,0 | 0,0 | 0,0 | 5,7 | 6,9 | 0,0 | 4,6 | 8,9 | 0,0 | 22,0 | 33,8 | 0,0 | 14,5 | 0,0 | 1,9 | 0,0 | 0,8 | 0,8 | 0,0 | 100,0 |
| Total Donantes | 0 | 0 | 105 | 147 | 5.436 | 1 | 191 | 881 | 0 | 4.307 | 904 | 4 | 806 | 0 | 0 | 0 | 0 | 1 | 1 | 12.784 |
| Netos | 2 | 1 | -100 | 579 | -4.556 | 0 | 395 | 254 | 0 | -1.492 | 3.415 | -4 | 1.052 | 0 | 248 | 0 | 102 | 100 | 4 | 0 |

Cantidad de Portaciones Móviles Prepago y Pospago Recibidas por Empresa(*) (31 de octubre de 2013)

| Mes | Netline | | | Nextel | | | Movistar | | | Telsur | | | Mobilink | | | Falabella | | |
|------------|---------|-----|-------|--------|--------|--------|----------|---------|---------|--------|-------|-------|----------|-----|-------|-----------|-----|-------|
| | Pre | Pos | Total | Pre | Pos | Total | Pre | Pos | Total | Pre | Pos | Total | Pre | Pos | Total | Pre | Pos | Total |
| enero 2012 | 0 | 0 | 0 | 11 | 26 | 37 | 3.956 | 1.486 | 5.442 | 16 | 10 | 26 | 0 | 0 | 0 | 0 | 0 | 0 |
| febrero | 0 | 0 | 0 | 12 | 32 | 44 | 11.046 | 3.526 | 14.572 | 18 | 6 | 24 | 0 | 0 | 0 | 0 | 0 | 0 |
| marzo | 0 | 0 | 0 | 26 | 90 | 116 | 15.295 | 4.418 | 19.713 | 33 | 14 | 47 | 0 | 0 | 0 | 0 | 0 | 0 |
| abril | 0 | 0 | 0 | 6 | 91 | 97 | 11.247 | 5.621 | 16.868 | 10 | 20 | 30 | 0 | 0 | 0 | 0 | 0 | 0 |
| mayo | 0 | 0 | 0 | 127 | 167 | 294 | 11.501 | 5.457 | 16.958 | 39 | 205 | 244 | 0 | 0 | 0 | 0 | 0 | 0 |
| junio | 1 | 0 | 1 | 374 | 674 | 1.048 | 13.986 | 7.086 | 21.072 | 46 | 30 | 76 | 0 | 0 | 0 | 0 | 0 | 0 |
| julio | 6 | 0 | 6 | 349 | 458 | 807 | 12.645 | 5.487 | 18.132 | 27 | 30 | 57 | 0 | 0 | 0 | 0 | 0 | 0 |
| agosto | 6 | 0 | 6 | 460 | 750 | 1.210 | 13.241 | 5.275 | 18.516 | 36 | 56 | 92 | 0 | 0 | 0 | 0 | 0 | 0 |
| septiembre | 5 | 0 | 5 | 372 | 519 | 891 | 11.555 | 3.794 | 15.349 | 26 | 118 | 144 | 0 | 0 | 0 | 0 | 0 | 0 |
| octubre | 19 | 0 | 19 | 521 | 536 | 1.057 | 15.138 | 3.745 | 18.883 | 33 | 47 | 80 | 0 | 0 | 0 | 0 | 0 | 0 |
| noviembre | 7 | 0 | 7 | 911 | 552 | 1.463 | 13.887 | 3.765 | 17.652 | 30 | 30 | 60 | 0 | 0 | 0 | 0 | 0 | 0 |
| diciembre | 18 | 0 | 18 | 725 | 538 | 1.263 | 11.508 | 3.597 | 15.105 | 38 | 22 | 60 | 0 | 0 | 0 | 0 | 0 | 0 |
| enero 2013 | 51 | 12 | 63 | 376 | 513 | 889 | 12.663 | 3.214 | 15.877 | 28 | 42 | 70 | 16 | 0 | 16 | 0 | 0 | 0 |
| febrero | 71 | 7 | 78 | 165 | 225 | 390 | 8.840 | 2.868 | 11.708 | 19 | 28 | 47 | 20 | 0 | 20 | 0 | 0 | 0 |
| marzo | 19 | 12 | 31 | 206 | 258 | 464 | 9.025 | 3.472 | 12.497 | 26 | 19 | 45 | 0 | 0 | 0 | 0 | 0 | 0 |
| abril | 19 | 10 | 29 | 392 | 776 | 1.168 | 9.977 | 4.975 | 14.952 | 36 | 45 | 81 | 0 | 0 | 0 | 0 | 0 | 0 |
| mayo | 23 | 18 | 41 | 408 | 657 | 1.065 | 8.789 | 5.154 | 13.943 | 42 | 35 | 77 | 0 | 0 | 0 | 0 | 0 | 0 |
| junio | 140 | 18 | 158 | 409 | 805 | 1.214 | 6.648 | 5.434 | 12.082 | 33 | 35 | 68 | 0 | 0 | 0 | 0 | 0 | 0 |
| julio | 80 | 16 | 96 | 526 | 643 | 1.169 | 9.988 | 6.240 | 16.228 | 42 | 72 | 114 | 0 | 0 | 0 | 0 | 0 | 0 |
| agosto | 22 | 11 | 33 | 628 | 1.366 | 1.994 | 12.287 | 7.002 | 19.289 | 53 | 52 | 105 | 0 | 0 | 0 | 76 | 0 | 76 |
| septiembre | 47 | 47 | 94 | 433 | 1.239 | 1.672 | 12.628 | 5.575 | 18.203 | 47 | 45 | 92 | 0 | 0 | 0 | 101 | 0 | 101 |
| octubre | 55 | 15 | 70 | 438 | 1.489 | 1.927 | 17.418 | 9.213 | 26.631 | 56 | 174 | 230 | 29 | 0 | 29 | 186 | 0 | 186 |
| | 589 | 166 | 755 | 7.875 | 12.404 | 20.279 | 253.268 | 106.404 | 359.672 | 734 | 1.135 | 1.869 | 65 | 0 | 65 | 363 | 0 | 363 |

Información obtenida del Sistema de Gestión de Portabilidad (SGP)

(*) La información de modalidad corresponde al servicio que el cliente tenía en la empresa donante. No necesariamente se mantiene la misma modalidad en la empresa receptora.

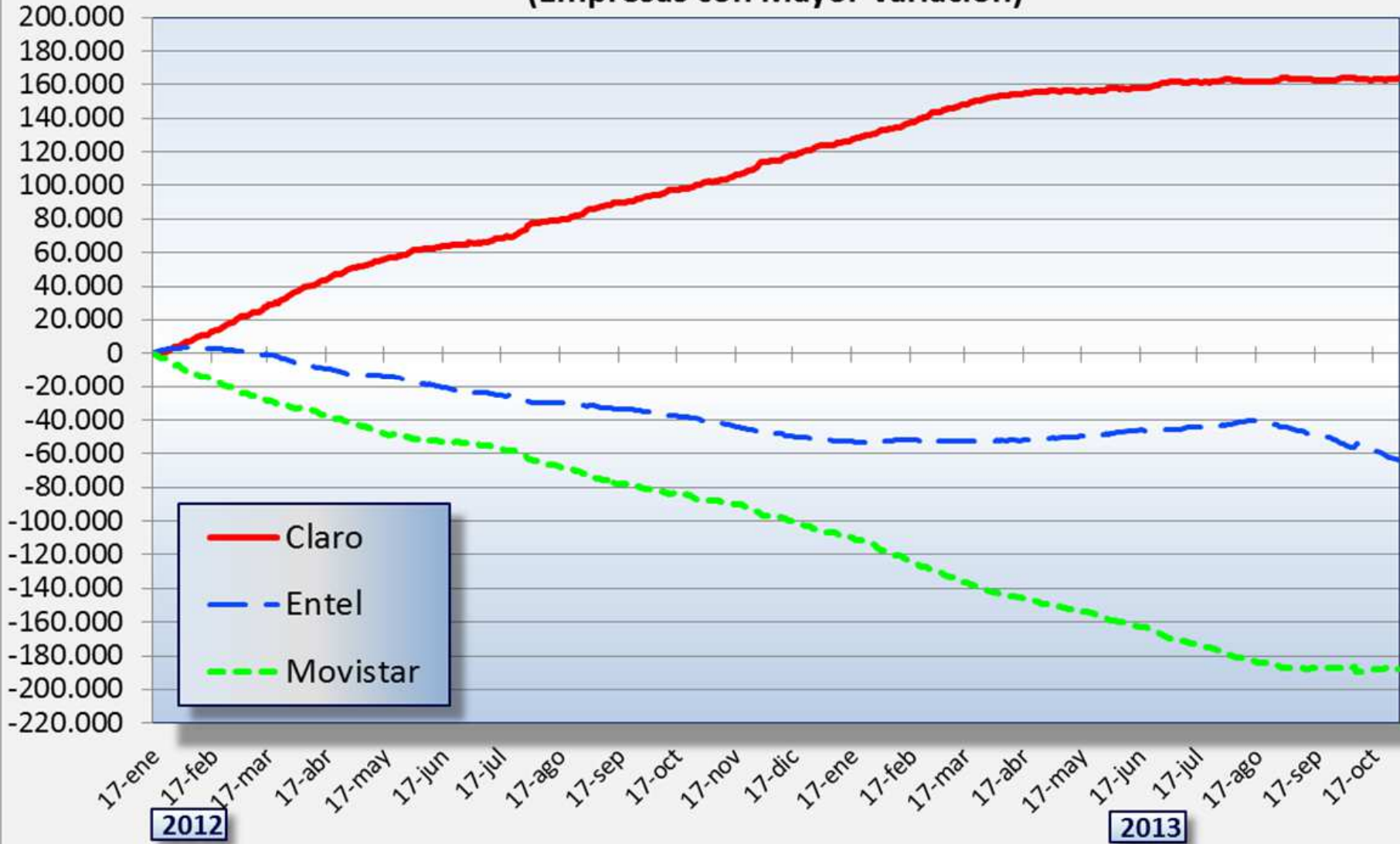
Cantidad de Portaciones Móviles Prepago y Pospago Recibidas por Empresa(*) (31 de octubre de 2013)

| Mes | Claro | | | Entel | | | VTR | | | Virgin | | | Totales | | |
|------------|---------|---------|---------|---------|---------|---------|-------|--------|--------|--------|-------|--------|---------|---------|-----------|
| | Pre | Pos | Total | Pre | Pos | Total | Pre | Pos | Total | Pre | Pos | Total | Pre | Pos | Total |
| enero 2012 | 6.525 | 4.413 | 10.938 | 5.438 | 7.311 | 12.749 | 1 | 19 | 20 | 0 | 0 | 0 | 15.947 | 13.265 | 29.212 |
| febrero | 15.956 | 12.131 | 28.087 | 8.353 | 13.001 | 21.354 | 11 | 244 | 255 | 0 | 0 | 0 | 35.396 | 28.940 | 64.336 |
| marzo | 18.333 | 14.437 | 32.770 | 7.530 | 14.648 | 22.178 | 89 | 885 | 974 | 15 | 2 | 17 | 41.321 | 34.494 | 75.815 |
| abril | 15.089 | 10.860 | 25.949 | 5.205 | 12.202 | 17.407 | 78 | 899 | 977 | 817 | 157 | 974 | 32.452 | 29.850 | 62.302 |
| mayo | 12.512 | 11.554 | 24.066 | 5.434 | 13.437 | 18.871 | 147 | 1.151 | 1.298 | 1.664 | 318 | 1.982 | 31.424 | 32.289 | 63.713 |
| junio | 11.613 | 9.951 | 21.564 | 4.933 | 15.159 | 20.092 | 375 | 992 | 1.367 | 1.942 | 336 | 2.278 | 33.270 | 34.228 | 67.498 |
| julio | 17.887 | 8.280 | 26.167 | 5.842 | 12.165 | 18.007 | 294 | 969 | 1.263 | 1.852 | 308 | 2.160 | 38.902 | 27.697 | 66.599 |
| agosto | 17.032 | 8.054 | 25.086 | 7.692 | 14.215 | 21.907 | 343 | 970 | 1.313 | 1.552 | 293 | 1.845 | 40.362 | 29.613 | 69.975 |
| septiembre | 14.044 | 6.313 | 20.357 | 6.445 | 10.895 | 17.340 | 244 | 746 | 990 | 1.614 | 226 | 1.840 | 34.305 | 22.611 | 56.916 |
| octubre | 16.725 | 8.155 | 24.880 | 6.795 | 12.428 | 19.223 | 290 | 990 | 1.280 | 2.211 | 291 | 2.502 | 41.732 | 26.192 | 67.924 |
| noviembre | 15.651 | 9.041 | 24.692 | 6.086 | 10.754 | 16.840 | 233 | 768 | 1.001 | 2.136 | 286 | 2.422 | 38.941 | 25.196 | 64.137 |
| diciembre | 14.892 | 8.253 | 23.145 | 5.691 | 11.215 | 16.906 | 236 | 838 | 1.074 | 3.040 | 389 | 3.429 | 36.148 | 24.852 | 61.000 |
| enero 2013 | 14.395 | 8.329 | 22.724 | 7.154 | 12.321 | 19.475 | 209 | 809 | 1.018 | 2.565 | 339 | 2.904 | 37.457 | 25.579 | 63.036 |
| febrero | 15.190 | 7.305 | 22.495 | 6.682 | 10.440 | 17.122 | 202 | 574 | 776 | 2.077 | 294 | 2.371 | 33.266 | 21.741 | 55.007 |
| marzo | 12.963 | 8.821 | 21.784 | 6.713 | 12.002 | 18.715 | 216 | 488 | 704 | 2.012 | 317 | 2.329 | 31.180 | 25.389 | 56.569 |
| abril | 11.096 | 8.549 | 19.645 | 8.198 | 11.693 | 19.891 | 178 | 430 | 608 | 2.963 | 380 | 3.343 | 32.859 | 26.858 | 59.717 |
| mayo | 9.993 | 7.921 | 17.914 | 8.595 | 11.883 | 20.478 | 210 | 300 | 510 | 3.783 | 414 | 4.197 | 31.843 | 26.382 | 58.225 |
| junio | 11.138 | 6.748 | 17.886 | 9.235 | 11.572 | 20.807 | 196 | 379 | 575 | 4.082 | 404 | 4.486 | 31.881 | 25.395 | 57.276 |
| julio | 15.951 | 7.899 | 23.850 | 12.383 | 14.717 | 27.100 | 242 | 407 | 649 | 6.694 | 567 | 7.261 | 45.906 | 30.561 | 76.467 |
| agosto | 15.789 | 7.781 | 23.570 | 11.550 | 14.522 | 26.072 | 212 | 494 | 706 | 8.983 | 690 | 9.673 | 49.600 | 31.918 | 81.518 |
| septiembre | 12.236 | 5.797 | 18.033 | 4.673 | 9.547 | 14.220 | 224 | 585 | 809 | 7.948 | 565 | 8.513 | 38.337 | 23.400 | 61.737 |
| octubre | 15.765 | 7.736 | 23.501 | 5.453 | 14.867 | 20.320 | 343 | 586 | 929 | 9.823 | 683 | 10.506 | 49.566 | 34.763 | 84.329 |
| | 310.775 | 188.328 | 499.103 | 156.080 | 270.994 | 427.074 | 4.573 | 14.523 | 19.096 | 67.773 | 7.259 | 75.032 | 802.095 | 601.213 | 1.403.308 |

Información obtenida del Sistema de Gestión de Portabilidad (SGP)

(*) La información de modalidad corresponde al servicio que el cliente tenía en la empresa donante. No necesariamente se mantiene la misma modalidad en la empresa receptora.

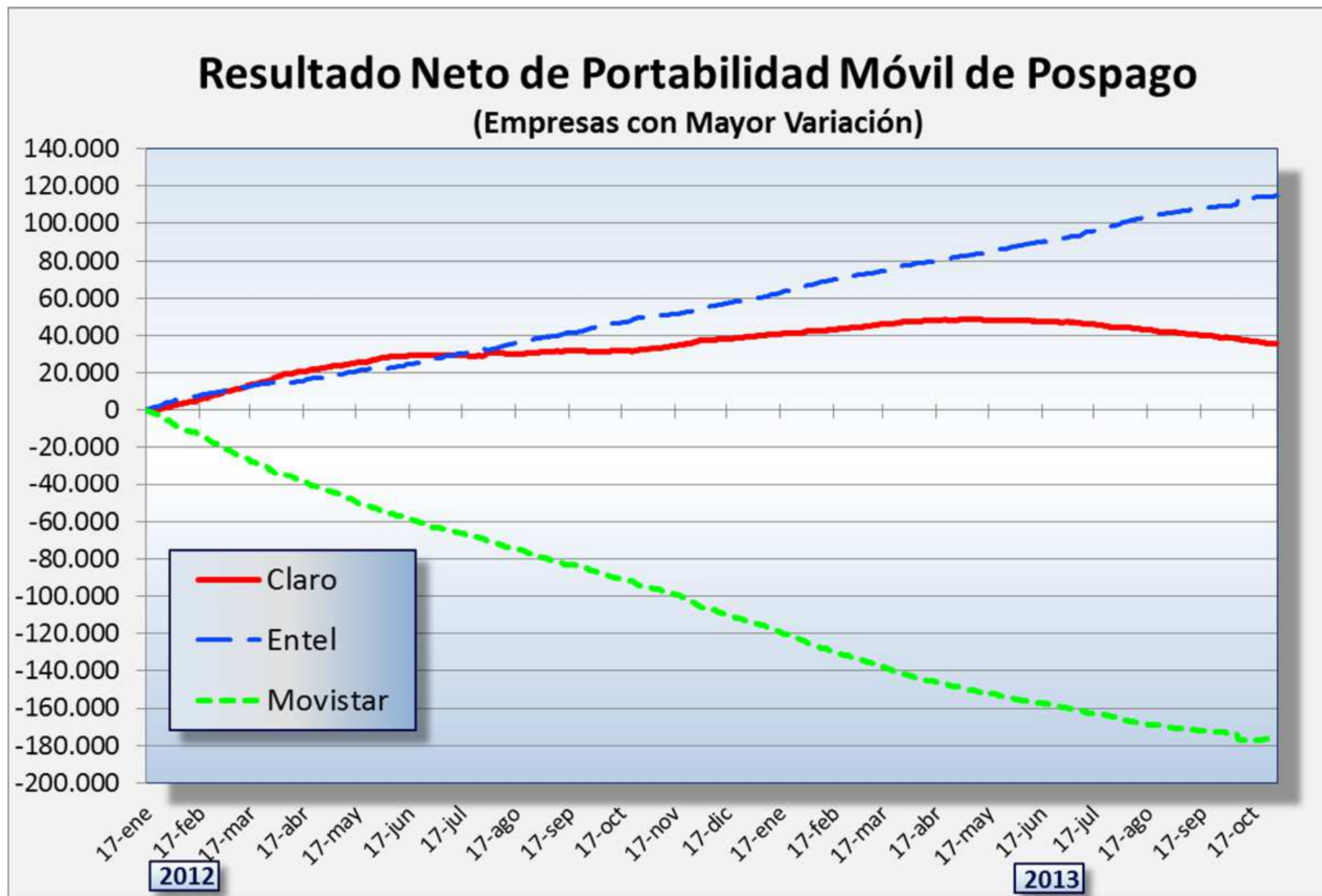
Resultado Neto de Portabilidad Móvil (Empresas con Mayor Variación)



- Información al 31 de octubre de 2013

- Información obtenida del Sistema de Gestión de Portabilidad (SGP)

- Resultado Neto: Diferencia entre la cantidad de números recibidos menos la cantidad de números que se fueron

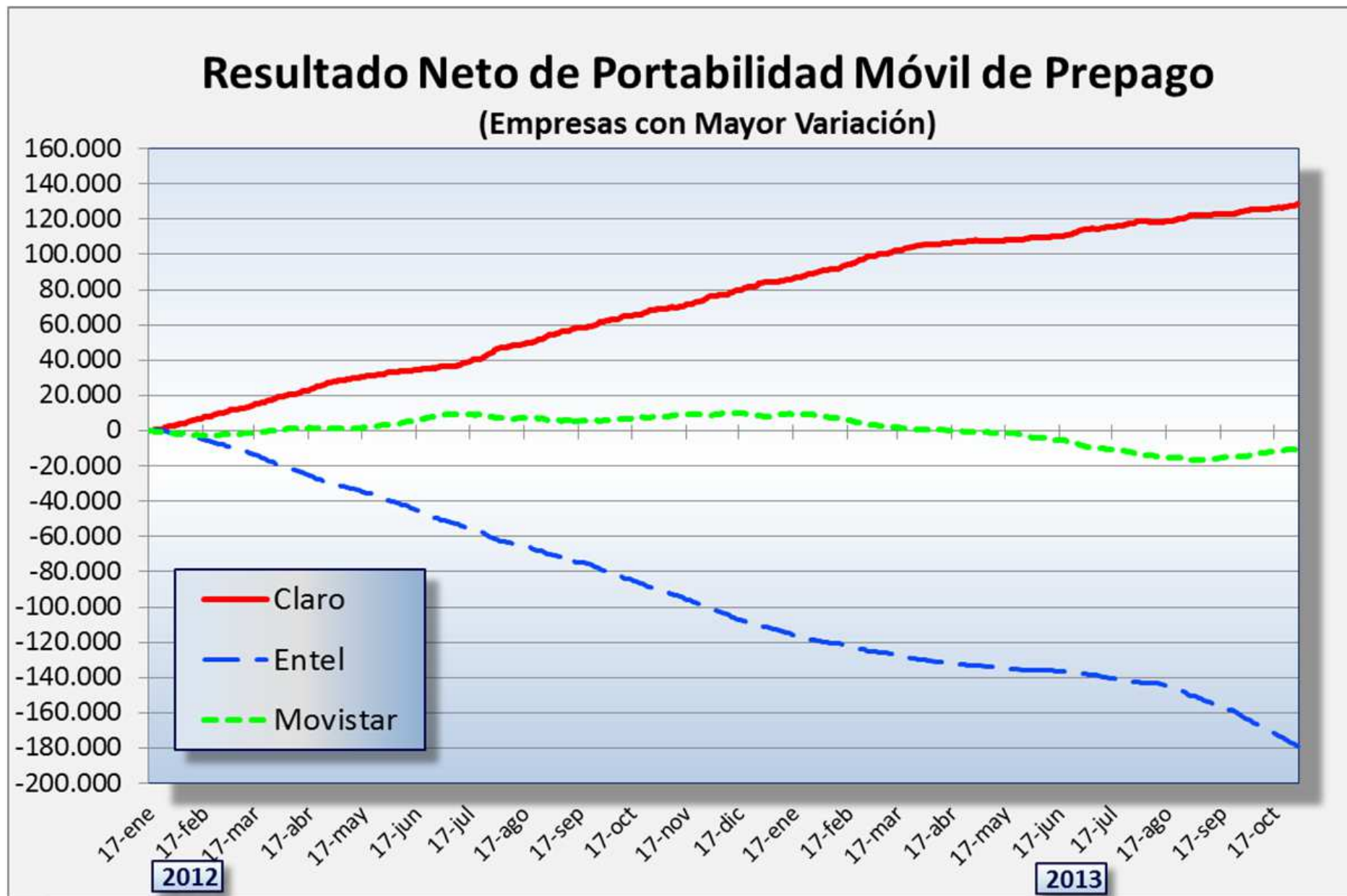


- Información al 31 de octubre de 2013

- Información obtenida del Sistema de Gestión de Portabilidad (SGP)

- Resultado Neto: Diferencia entre la cantidad de números recibidos menos la cantidad de números que se fueron

- La información de modalidad de telefonía móvil (pre, postpago), corresponde al servicio que el cliente tenía en la empresa donante.



- Información al 31 de octubre de 2013

- Información obtenida del Sistema de Gestión de Portabilidad (SGP)

- Resultado Neto: Diferencia entre la cantidad de números recibidos menos la cantidad de números que se fueron

- La información de modalidad de telefonía móvil (pre, postpago), corresponde al servicio que el cliente tenía en la empresa donante.