



Información de Portabilidad

31 de enero de 2015

Subsecretaría de Telecomunicaciones

División Fiscalización





Resumen General de Portabilidad

(31 de enero de 2015)

| Año | Mes | Telefonía Local | | | | | | | | | | | | | | | Total Portaciones Locales | Telefonía Móvil | | | Total Portaciones | |
|------|---------|-------------------------|-------------------------------|---------------|------------------|-------------------|----------------------|--------------|-----------------|------------------------|-------------------------|-----------------------------|--------------|-------------------|---------------|--------------------|---------------------------|------------------|------------------|---------------------------|-------------------|--|
| | | Arica y Parinacota (58) | Metropolitana de Santiago (2) | Tarapacá (57) | Antofagasta (55) | La Araucanía (45) | Libertador B.O. (72) | Aysén (67) | Magallanes (61) | Del Maule (71, 73, 75) | Del Biobío (41, 42, 43) | Valparaíso (32, 33, 34, 35) | Atacama (52) | Coquimbo (51, 53) | Los Ríos (63) | Los Lagos (64, 65) | | Prepago | Postpago | Total Portaciones Móviles | | |
| | | 2011 | 2012 | | | | | | | | | | | | | | | 2012 | | | | |
| | | 5-dic | 12-mar | 16-abr | | | 14-may | | | 18-jun | 23-jul | 27-ago | | | 16-ene | | | | | | | |
| 2011 | dic | 173 | | | | | | | | | | | | | | | 173 | | | | 173 | |
| 2012 | ene-dic | 1.291 | 43.628 | 988 | 1.071 | 1.792 | 1.239 | 11 | 1.392 | 1.223 | 3.168 | 4.372 | 136 | 461 | 312 | 528 | 61.612 | 420.200 | 329.227 | 749.427 | 811.039 | |
| 2013 | ene-dic | 1.168 | 85.259 | 1.192 | 1.526 | 3.654 | 2.393 | 137 | 1.116 | 2.105 | 6.138 | 7.650 | 1.439 | 2.161 | 771 | 2.770 | 119.479 | 467.527 | 340.342 | 807.869 | 927.348 | |
| 2014 | ene-dic | 2.204 | 116.734 | 3.375 | 4.878 | 10.560 | 7.055 | 1.643 | 3.045 | 6.629 | 21.739 | 21.257 | 2.668 | 5.866 | 3.569 | 7.452 | 218.674 | 578.400 | 714.654 | 1.293.054 | 1.215.245 | |
| 2015 | ene | 70 | 6.585 | 185 | 678 | 231 | 166 | 6 | 91 | 128 | 500 | 1.414 | 38 | 134 | 163 | 303 | 10.692 | 52.663 | 71.804 | 124.467 | 1.215.245 | |
| | | 4.906 | 252.206 | 5.740 | 8.153 | 16.237 | 10.853 | 1.797 | 5.644 | 10.085 | 31.545 | 34.693 | 4.281 | 8.622 | 4.815 | 11.053 | 410.630 | 1.518.790 | 1.456.027 | 2.974.817 | 3.385.447 | |

- Información obtenida del Sistema de Gestión de Portabilidad (SGP)

- Cada Región se indica con su código de área primaria, y la respectiva fecha de inicio de la Portabilidad

- La información de modalidad de telefonía móvil (pre, postpago), corresponde al servicio que el cliente tenía en la empresa donante. No necesariamente se mantiene la misma modalidad en la empresa receptora.



Resumen General de Portabilidad

(31 de enero de 2015)

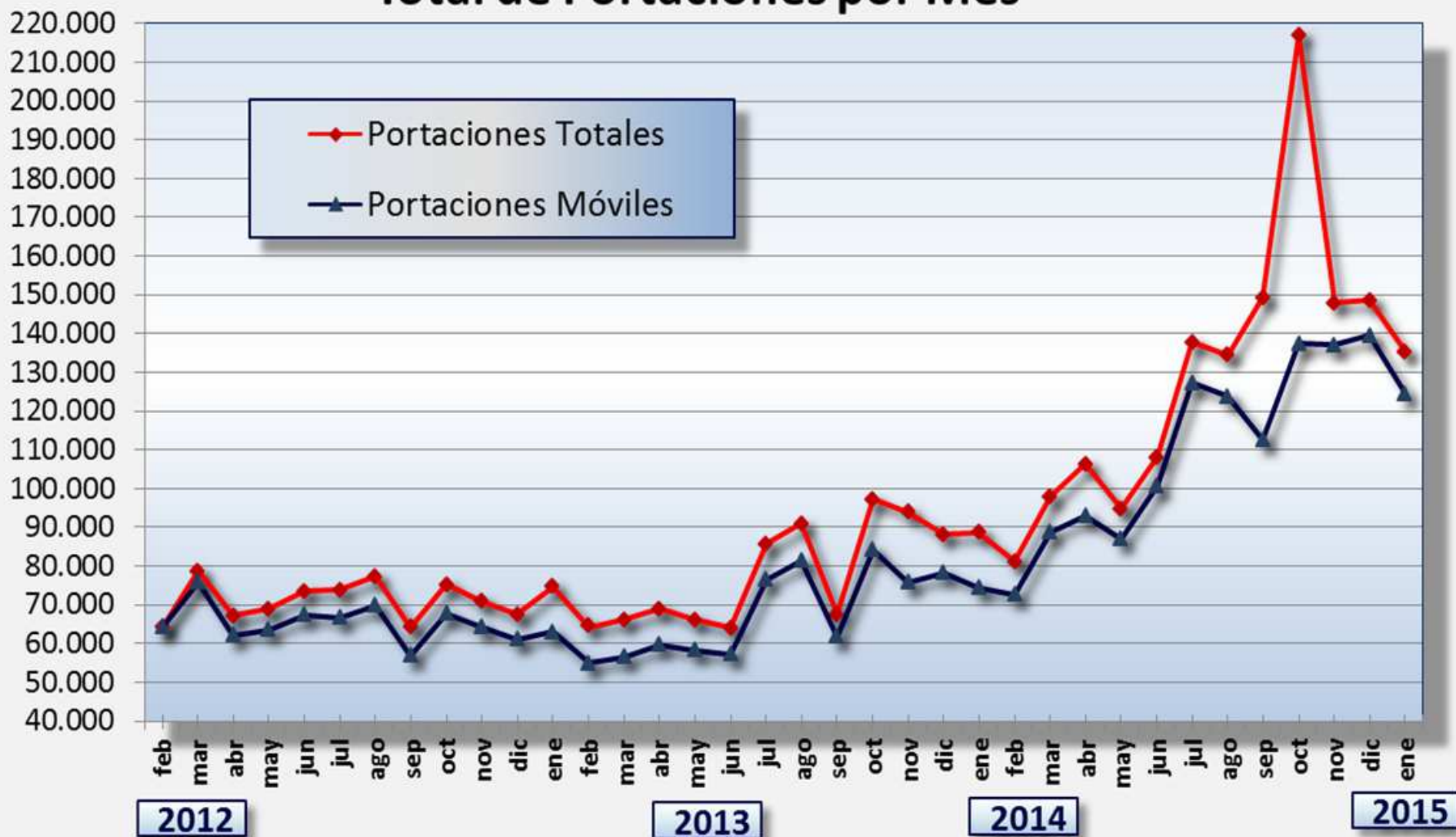
| Año | Mes | Telefonía Local | | | | | | | | | | | | | | Total Portaciones Locales | Telefonía Móvil | | | Total Portaciones | | |
|------|-----|-------------------------|-------------------------------|---------------|------------------|-------------------|----------------------|--------------|-----------------|------------------------|-------------------------|-----------------------------|--------------|-------------------|---------------|---------------------------|--------------------|------------------|------------------|-------------------|---------------------------|---------|
| | | Arica y Parinacota (58) | Metropolitana de Santiago (2) | Tarapacá (57) | Antofagasta (55) | La Araucanía (45) | Libertador B.O. (72) | Aysén (67) | Magallanes (61) | Del Maule (71, 73, 75) | Del Biobío (41, 42, 43) | Valparaíso (32, 33, 34, 35) | Atacama (52) | Coquimbo (51, 53) | Los Ríos (63) | | Los Lagos (64, 65) | Prepago | Postpago | | Total Portaciones Móviles | |
| | | 2012 | | | | | | | | | | | | | | | 2012 | | | | | |
| | | 5-dic | 12-mar | 16-abr | | | 14-may | | | 18-jun | | 23-jul | 27-ago | | | | 16-ene | | | | | |
| 2011 | dic | 173 | | | | | | | | | | | | | | | | 173 | | | | 173 |
| 2012 | ene | 185 | | | | | | | | | | | | | | | | 185 | 15.947 | 13.265 | 29.212 | 29.397 |
| | feb | 134 | | | | | | | | | | | | | | | | 134 | 35.396 | 28.940 | 64.336 | 64.470 |
| | mar | 180 | 2.754 | | | | | | | | | | | | | | | 2.934 | 41.321 | 34.494 | 75.815 | 78.749 |
| | abr | 143 | 4.577 | 40 | 58 | 61 | | | | | | | | | | | | 4.879 | 32.452 | 29.850 | 62.302 | 67.181 |
| | may | 119 | 4.577 | 88 | 177 | 142 | 70 | 0 | 2 | | | | | | | | | 5.175 | 31.424 | 32.289 | 63.713 | 68.888 |
| | jun | 102 | 4.904 | 113 | 159 | 219 | 185 | 3 | 101 | 50 | 149 | | | | | | | 5.985 | 33.270 | 34.228 | 67.498 | 73.483 |
| | jul | 71 | 5.671 | 180 | 100 | 143 | 139 | 1 | 125 | 159 | 517 | 198 | | | | | | 7.304 | 38.902 | 27.697 | 66.599 | 73.903 |
| | ago | 82 | 4.560 | 75 | 136 | 468 | 147 | 2 | 327 | 158 | 534 | 813 | 1 | 26 | 10 | 16 | | 7.355 | 40.362 | 29.613 | 69.975 | 77.330 |
| | sep | 55 | 4.632 | 182 | 174 | 223 | 148 | 1 | 277 | 116 | 337 | 750 | 45 | 126 | 83 | 135 | | 7.284 | 34.305 | 22.611 | 56.916 | 64.200 |
| | oct | 90 | 4.083 | 171 | 86 | 133 | 258 | 0 | 193 | 162 | 704 | 1.003 | 39 | 112 | 110 | 171 | | 7.315 | 41.732 | 26.192 | 67.924 | 75.239 |
| nov | 72 | 3.914 | 56 | 92 | 98 | 132 | 2 | 146 | 464 | 588 | 805 | 21 | 107 | 74 | 107 | | 6.678 | 38.941 | 25.196 | 64.137 | 70.815 | |
| dic | 58 | 3.956 | 83 | 89 | 305 | 160 | 2 | 221 | 114 | 339 | 803 | 30 | 90 | 35 | 99 | | 6.384 | 36.148 | 24.852 | 61.000 | 67.384 | |
| 2013 | ene | 189 | 7.825 | 148 | 171 | 327 | 329 | 101 | 229 | 218 | 450 | 710 | 128 | 207 | 152 | 411 | | 11.595 | 37.457 | 25.579 | 63.036 | 74.631 |
| | feb | 57 | 7.549 | 53 | 64 | 445 | 185 | 1 | 84 | 119 | 308 | 592 | 24 | 85 | 50 | 113 | | 9.729 | 33.266 | 21.741 | 55.007 | 64.736 |
| | mar | 111 | 6.602 | 87 | 115 | 557 | 227 | 0 | 99 | 146 | 485 | 635 | 38 | 128 | 68 | 231 | | 9.529 | 31.180 | 25.389 | 56.569 | 66.098 |
| | abr | 91 | 6.299 | 87 | 228 | 169 | 222 | 1 | 101 | 183 | 545 | 743 | 67 | 140 | 63 | 240 | | 9.179 | 32.859 | 26.858 | 59.717 | 68.896 |
| | may | 73 | 4.871 | 163 | 211 | 426 | 146 | 1 | 94 | 200 | 568 | 473 | 39 | 239 | 64 | 204 | | 7.772 | 31.843 | 26.382 | 58.225 | 65.997 |
| | jun | 88 | 4.398 | 74 | 105 | 178 | 162 | 0 | 169 | 115 | 628 | 514 | 34 | 114 | 67 | 184 | | 6.830 | 31.881 | 25.395 | 57.276 | 64.106 |
| | jul | 110 | 6.375 | 87 | 132 | 176 | 205 | 8 | 55 | 191 | 511 | 813 | 74 | 178 | 45 | 102 | | 9.062 | 45.906 | 30.561 | 76.467 | 85.529 |
| | ago | 110 | 6.747 | 69 | 146 | 225 | 217 | 8 | 43 | 188 | 505 | 635 | 59 | 171 | 56 | 124 | | 9.303 | 49.600 | 31.918 | 81.518 | 90.821 |
| | sep | 68 | 3.650 | 52 | 76 | 105 | 144 | 11 | 35 | 196 | 499 | 514 | 30 | 112 | 35 | 240 | | 5.767 | 38.337 | 23.400 | 61.737 | 67.504 |
| | oct | 106 | 9.590 | 190 | 91 | 694 | 199 | 2 | 84 | 260 | 530 | 641 | 49 | 120 | 64 | 164 | | 12.784 | 49.566 | 34.763 | 84.329 | 97.113 |
| nov | 89 | 14.502 | 106 | 104 | 192 | 206 | 1 | 67 | 177 | 518 | 717 | 855 | 433 | 62 | 149 | | 18.178 | 44.457 | 31.254 | 75.711 | 93.889 | |
| dic | 76 | 6.851 | 76 | 83 | 160 | 151 | 3 | 56 | 112 | 591 | 663 | 42 | 234 | 45 | 608 | | 9.751 | 41.175 | 37.102 | 78.277 | 88.028 | |
| 2014 | ene | 87 | 9.423 | 271 | 135 | 251 | 179 | 1 | 58 | 101 | 1.756 | 1.487 | 32 | 123 | 73 | 103 | | 14.080 | 39.999 | 34.555 | 74.554 | 88.634 |
| | feb | 78 | 5.805 | 158 | 83 | 120 | 165 | 2 | 660 | 99 | 498 | 641 | 47 | 118 | 48 | 101 | | 8.623 | 38.689 | 33.831 | 72.520 | 81.143 |
| | mar | 108 | 5.735 | 178 | 296 | 268 | 196 | 5 | 75 | 156 | 689 | 829 | 42 | 157 | 47 | 144 | | 8.925 | 48.453 | 40.376 | 88.829 | 97.754 |
| | abr | 83 | 10.896 | 67 | 114 | 169 | 262 | 5 | 66 | 148 | 567 | 731 | 42 | 147 | 64 | 133 | | 13.494 | 49.352 | 43.534 | 92.886 | 106.380 |
| | may | 68 | 5.079 | 102 | 210 | 229 | 197 | 8 | 61 | 157 | 630 | 659 | 60 | 105 | 93 | 143 | | 7.801 | 45.778 | 41.183 | 86.961 | 94.762 |
| | jun | 80 | 4.793 | 83 | 97 | 140 | 185 | 201 | 60 | 116 | 727 | 617 | 51 | 120 | 65 | 221 | | 7.556 | 48.196 | 52.271 | 100.467 | 108.023 |
| | jul | 93 | 7.817 | 98 | 125 | 262 | 213 | 102 | 51 | 155 | 527 | 610 | 57 | 163 | 67 | 226 | | 10.566 | 50.050 | 77.115 | 127.165 | 137.731 |
| | ago | 91 | 7.020 | 98 | 296 | 1.068 | 222 | 1 | 74 | 139 | 697 | 554 | 45 | 140 | 82 | 223 | | 10.750 | 47.977 | 75.665 | 123.642 | 134.392 |
| | sep | 1.180 | 16.483 | 1.969 | 3.022 | 160 | 174 | 0 | 85 | 1.540 | 2.874 | 5.548 | 46 | 1.239 | 2.368 | 210 | | 36.898 | 46.148 | 66.327 | 112.475 | 149.373 |
| | oct | 116 | 29.938 | 131 | 227 | 7.201 | 4.718 | 1.308 | 1.686 | 3.665 | 11.432 | 7.923 | 2.139 | 3.184 | 384 | 5.652 | | 79.704 | 55.371 | 81.978 | 137.349 | 217.053 |
| nov | 142 | 7.407 | 137 | 165 | 269 | 324 | 1 | 93 | 198 | 878 | 922 | 57 | 226 | 115 | 163 | | 11.097 | 56.072 | 80.760 | 136.832 | 147.929 | |
| dic | 78 | 6.338 | 83 | 108 | 423 | 220 | 9 | 76 | 155 | 464 | 736 | 50 | 144 | 163 | 133 | | 9.180 | 52.315 | 87.059 | 139.374 | 148.554 | |
| 2015 | ene | 70 | 6.585 | 185 | 678 | 231 | 166 | 6 | 91 | 128 | 500 | 1.414 | 38 | 134 | 163 | 303 | | 10.692 | 52.663 | 71.804 | 124.467 | 135.159 |
| | | 4.906 | 252.206 | 5.740 | 8.153 | 16.237 | 10.853 | 1.797 | 5.644 | 10.085 | 31.545 | 34.693 | 4.281 | 8.622 | 4.815 | 11.053 | 410.630 | 1.518.790 | 1.456.027 | 2.974.817 | 3.385.447 | |

- Información obtenida del Sistema de Gestión de Portabilidad (SGP)

- Cada Región se indica con su código de área primaria, y la respectiva fecha de inicio de la Portabilidad

- La información de modalidad de telefonía móvil (pre, postpago), corresponde al servicio que el cliente tenía en la empresa donante. No necesariamente se mantiene la misma modalidad en la empresa receptora.

Total de Portaciones por Mes





Resumen de Portabilidad por Empresa (31 de enero de 2015)

| | Empresa | Receptor | Donante | Neto |
|---------|----------------------|------------------|------------------|----------|
| Móviles | Telestar | 6.229 | 454 | 5.775 |
| | Netline | 2.217 | 341 | 1.876 |
| | Nextel | 53.820 | 27.349 | 26.471 |
| | Movistar | 805.649 | 1.070.125 | -264.476 |
| | Telsur | 4.335 | 1.369 | 2.966 |
| | Mobilink | 130 | 0 | 130 |
| | Claro | 998.072 | 747.310 | 250.762 |
| | Entel | 804.655 | 1.058.145 | -253.490 |
| | VTR | 69.685 | 23.409 | 46.276 |
| | Virgin | 225.267 | 39.240 | 186.027 |
| | Falabella | 4.758 | 7.075 | -2.317 |
| | Total Móviles | 2.974.817 | 2.974.817 | 0 |
| Locales | Netline | 3.128 | 336 | 2.792 |
| | Telestar | 682 | 200 | 482 |
| | CMET | 316 | 3.372 | -3.056 |
| | Telsur | 12.353 | 6.695 | 5.658 |
| | Movistar | 27.733 | 266.811 | -239.078 |
| | Telcoy | 353 | 27 | 326 |
| | GTD Manquehue | 10.711 | 11.801 | -1.090 |
| | Claro | 63.208 | 32.714 | 30.494 |
| | Fullcom | 54 | 435 | -381 |
| | Entel | 182.164 | 34.148 | 148.016 |
| | GTD Telesat | 23.802 | 25.316 | -1.514 |
| | CTR | 552 | 83 | 469 |
| | VTR | 73.894 | 26.901 | 46.993 |
| | Will | 0 | 8 | -8 |
| | Companion | 248 | 0 | 248 |
| | Netel | 232 | 31 | 201 |
| | Chile.com | 8.929 | 1.097 | 7.832 |
| | RTC | 52 | 0 | 52 |
| | Convergía | 2.167 | 607 | 1.560 |
| Stel | 52 | 48 | 4 | |
| | Total Locales | 410.630 | 410.630 | 0 |
| | Totales | 3.385.447 | 3.385.447 | 0 |

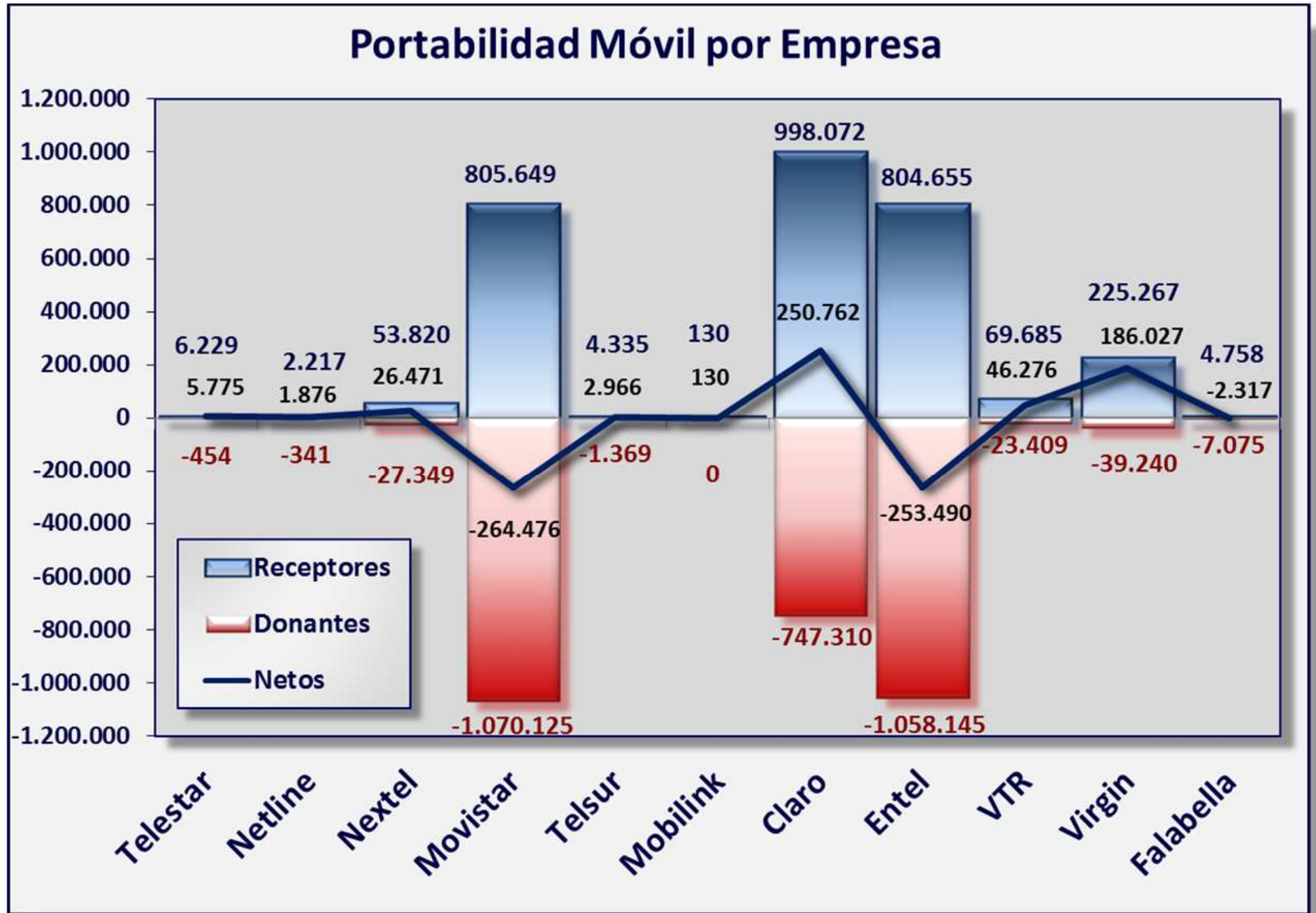


Resumen Acumulado de Portabilidad Móvil por Empresa

31 de enero de 2015

| | | Receptores | | | | | | | | | | | Total Donantes |
|------------------|--------------|--------------|---------------|------------------|--------------|------------|----------------|------------------|---------------|----------------|--------------|------------------|----------------|
| | | Telestar | Netline | Nextel | Movistar | Telsur | Mobilink | Claro | Entel | VTR | Virgin | Falabella | |
| Donantes | Telestar | | 1 | | 122 | 2 | | 170 | 77 | 1 | 79 | 2 | 454 |
| | Netline | 6 | | | 56 | 1 | | 87 | 61 | 8 | 121 | 1 | 341 |
| | Nextel | 31 | 39 | | 7.459 | 10 | | 8.357 | 8.947 | 636 | 1.831 | 39 | 27.349 |
| | Movistar | 2.426 | 634 | 16.088 | | 1.459 | 30 | 499.771 | 452.741 | 24.002 | 71.673 | 1.301 | 1.070.125 |
| | Telsur | 2 | 2 | 37 | 413 | | | 314 | 522 | 37 | 39 | 3 | 1.369 |
| | Mobilink | | | | | | | | | | | | 0 |
| | Claro | 1.522 | 576 | 16.868 | 326.256 | 1.201 | 14 | | 323.810 | 16.642 | 59.584 | 837 | 747.310 |
| | Entel | 2.067 | 847 | 19.333 | 449.543 | 1.588 | 86 | 465.858 | | 27.487 | 89.235 | 2.101 | 1.058.145 |
| | VTR | 14 | 5 | 782 | 8.082 | 15 | | 5.901 | 7.370 | | 1.193 | 47 | 23.409 |
| | Virgin | 135 | 104 | 676 | 11.932 | 50 | | 15.111 | 10.045 | 760 | | 427 | 39.240 |
| | Falabella | 26 | 9 | 36 | 1.786 | 9 | | 2.503 | 1.082 | 112 | 1.512 | | 7.075 |
| Total Receptores | 6.229 | 2.217 | 53.820 | 805.649 | 4.335 | 130 | 998.072 | 804.655 | 69.685 | 225.267 | 4.758 | 2.974.817 | |
| % | 0,2 | 0,1 | 1,8 | 27,1 | 0,1 | 0,0 | 33,6 | 27,0 | 2,3 | 7,6 | 0,2 | 100,0 | |
| Total Donantes | 454 | 341 | 27.349 | 1.070.125 | 1.369 | 0 | 747.310 | 1.058.145 | 23.409 | 39.240 | 7.075 | 2.974.817 | |
| Netos | 5.775 | 1.876 | 26.471 | -264.476 | 2.966 | 130 | 250.762 | -253.490 | 46.276 | 186.027 | -2.317 | 0 | |

Información obtenida del Sistema de Gestión de Portabilidad (SGP)



- Información al 31 de enero de 2015

- Información obtenida del Sistema de Gestión de Portabilidad (SGP)



Resumen de Portabilidad Móvil por Empresa Último Mes 31 de enero de 2015

| | | Receptores | | | | | | | | | | | Total Donantes |
|------------------|------------|------------|--------------|---------------|------------|----------|---------------|---------------|--------------|---------------|------------|----------------|----------------|
| | | Telestar | Netline | Nextel | Movistar | Telsur | Mobilink | Claro | Entel | VTR | Virgin | Falabella | |
| Donantes | Telestar | | | | 11 | | | 16 | 6 | | 8 | | 41 |
| | Netline | | | | 2 | | | 3 | 22 | | 7 | 1 | 35 |
| | Nextel | 3 | | | 560 | 1 | | 467 | 750 | 85 | 97 | 7 | 1.970 |
| | Movistar | 31 | 40 | 717 | | 82 | | 23.044 | 13.269 | 1.761 | 4.409 | 147 | 43.500 |
| | Telsur | | | | 30 | | | 23 | 20 | 3 | | | 76 |
| | Mobilink | | | | | | | | | | | | 0 |
| | Claro | 31 | 33 | 628 | 15.052 | 33 | | | 10.436 | 1.312 | 3.365 | 86 | 30.976 |
| | Entel | 47 | 38 | 637 | 16.384 | 81 | | 19.961 | | 1.953 | 4.310 | 175 | 43.586 |
| | VTR | 4 | | 36 | 417 | | | 402 | 401 | | 73 | 3 | 1.336 |
| | Virgin | 5 | 3 | 22 | 471 | 4 | | 1.193 | 393 | 54 | | 39 | 2.184 |
| | Falabella | 2 | 1 | 4 | 88 | 2 | | 399 | 88 | 14 | 165 | | 763 |
| Total Receptores | 123 | 115 | 2.044 | 33.015 | 203 | 0 | 45.508 | 25.385 | 5.182 | 12.434 | 458 | 124.467 | |
| % | 0,1 | 0,1 | 1,6 | 26,5 | 0,2 | 0,0 | 36,6 | 20,4 | 4,2 | 10,0 | 0,4 | 100,0 | |
| Total Donantes | 41 | 35 | 1.970 | 43.500 | 76 | 0 | 30.976 | 43.586 | 1.336 | 2.184 | 763 | 124.467 | |
| Netos | 82 | 80 | 74 | -10.485 | 127 | 0 | 14.532 | -18.201 | 3.846 | 10.250 | -305 | 0 | |

Información obtenida del Sistema de Gestión de Portabilidad (SGP)

**Resumen Acumulado de Portabilidad Local por Empresa**

31 de enero de 2015

| | | Receptores | | | | | | | | | | | | | | | | | | | Total Donantes | | | |
|-------------------------|---------------|------------|---------------|---------------|-----------------|------------|---------------|---------------|-------------|----------------|---------------|-------------|---------------|------------|------------|------------|--------------|------------|--------------|------------|----------------|----------------|--------|-----|
| | | Netline | Telestar | CMET | Telsur | Movistar | Telcoy | GTD Manquehue | Claro | Fullcom | Entel | GTD Telesat | CTR | VTR | Will | Companion | Netel | Chile.com | RTC | Convergía | | Stel | | |
| Donantes | Netline | | 10 | | | 10 | | 148 | 2 | 1 | 113 | 18 | | 2 | | | 29 | 3 | | | | 336 | | |
| | Telestar | 99 | | | | | | 1 | | | | | | | | | | | | 100 | | 200 | | |
| | CMET | | | | 7 | 716 | | 16 | 229 | | 1.237 | 500 | 1 | 666 | | | | | | | | | 3.372 | |
| | Telsur | | | | | 900 | | | 853 | | 1.957 | | 401 | 2.584 | | | | | | | | | 6.695 | |
| | Movistar | 407 | 137 | 182 | 5.215 | | 25 | 4.614 | 31.668 | 3 | 155.985 | 6.149 | 28 | 61.388 | | 1 | 10 | 52 | | 923 | 24 | 266.811 | | |
| | Telcoy | | | | | | | | 5 | | 22 | | | | | | | | | | | | 27 | |
| | GTD Manquehue | 1.229 | 200 | | | 535 | | | 1.728 | | 3.425 | 1.905 | | 2.257 | | | 1 | 212 | | 308 | 1 | | 11.801 | |
| | Claro | 316 | | 5 | 1.212 | 5.889 | | 764 | | 50 | 4.780 | 5.294 | 16 | 5.484 | | 197 | | 8.301 | | 400 | 6 | | 32.714 | |
| | Fullcom | 92 | | | | 223 | | 19 | | | 89 | 2 | | 6 | | | | 4 | | | | | 435 | |
| | Entel | 264 | 211 | 16 | 1.247 | 6.336 | 328 | 2.750 | 10.948 | | | 9.915 | 102 | 1.441 | | | 101 | 151 | | 333 | 5 | | 34.148 | |
| | GTD Telesat | 102 | 120 | 100 | 3.318 | 2.369 | | 679 | 9.665 | | 8.508 | | | 14 | | 50 | 91 | 200 | | 100 | | | 25.316 | |
| | CTR | | | | 13 | 8 | | | 11 | | 34 | | | 17 | | | | | | | | | | 83 |
| | VTR | 16 | 3 | 13 | 1.341 | 10.708 | | 1.618 | 7.153 | | 6.003 | 18 | 4 | | | | | 6 | | 2 | 16 | | 26.901 | |
| | Will | | | | | | | 1 | 2 | | | | | 5 | | | | | | | | | | 8 |
| | Companion | | | | | | | | | | | | | | | | | | | | | | | 0 |
| | Netel | | | | | 30 | | | | | 1 | | | | | | | | | | | | | 31 |
| | Chile.com | 3 | | | | | | 100 | 940 | | | 1 | | | | | | | | 52 | 1 | | 1.097 | |
| | RTC | | | | | | | | | | | | | | | | | | | | | | | 0 |
| | Convergía | 600 | 1 | | | | | 1 | | | 3 | | | 2 | | | | | | | | | | 607 |
| | Stel | | | | | 9 | | | 4 | | 7 | | | 28 | | | | | | | | | | 48 |
| Total Receptores | 3.128 | 682 | 316 | 12.353 | 27.733 | 353 | 10.711 | 63.208 | 54 | 182.164 | 23.802 | 552 | 73.894 | 0 | 248 | 232 | 8.929 | 52 | 2.167 | 52 | | 410.630 | | |
| % | 0,8 | 0,2 | 0,1 | 3,0 | 6,8 | 0,1 | 2,6 | 15,4 | 0,0 | 44,4 | 5,8 | 0,1 | 18,0 | 0,0 | 0,1 | 0,1 | 2,2 | 0,0 | 0,5 | 0,0 | | 100,0 | | |
| Total Donantes | 336 | 200 | 3.372 | 6.695 | 266.811 | 27 | 11.801 | 32.714 | 435 | 34.148 | 25.316 | 83 | 26.901 | 8 | 0 | 31 | 1.097 | 0 | 607 | 48 | | 410.630 | | |
| Netos | 2.792 | 482 | -3.056 | 5.658 | -239.078 | 326 | -1.090 | 30.494 | -381 | 148.016 | -1.514 | 469 | 46.993 | -8 | 248 | 201 | 7.832 | 52 | 1.560 | 4 | | 0 | | |

Información obtenida del Sistema de Gestión de Portabilidad (SGP)

**Resumen de Portabilidad Local por Empresa Último Mes**

31 de enero de 2015

| | | Receptores | | | | | | | | | | | | | | | | | | | Total Donantes | |
|-------------------------|---------------|------------|------------|-------------|---------------|------------|------------|---------------|------------|--------------|--------------|-------------|--------------|------------|------------|------------|------------|------------|------------|------------|----------------|-------|
| | | Netline | Telestar | CMET | Telsur | Movistar | Telcoy | GTD Manquehue | Claro | Fullcom | Entel | GTD Telesat | CTR | VTR | Will | Companion | Netel | Chile.com | RTC | Convergía | | Stel |
| Donantes | Netline | | | | 1 | | 2 | | | | | | | | | | | | | | 3 | |
| | Telestar | | | | | | | | | | | | | | | | | | | | 0 | |
| | CMET | | | | 3 | | 1 | 3 | | 42 | | | 11 | | | | | | | | 60 | |
| | Telsur | | | | 59 | | | 16 | | 50 | | 399 | 62 | | | | | | | | 586 | |
| | Movistar | 100 | 2 | | 110 | | 1 | 77 | 555 | | 2.140 | 504 | | 996 | | | | | | | 1 | 4.486 |
| | Telcoy | | | | | | | | | 1 | | | | | | | | | | | 1 | |
| | GTD Manquehue | 3 | | | | 12 | | | 5 | | 179 | | | 38 | | | | | | 1 | | 238 |
| | Claro | | | | 16 | 125 | | 1 | | | 351 | 102 | | 141 | | | | | | 100 | | 836 |
| | Fullcom | 9 | | | | | | | | | 9 | | | | | | | | | | | 18 |
| | Entel | 100 | | | 19 | 1.767 | 4 | 22 | 19 | | | 102 | | 62 | | | | | | | 1 | 2.096 |
| | GTD Telesat | 100 | 70 | | 1 | 199 | | | 800 | | 102 | | | | | | | | | | | 1.272 |
| | CTR | | | | 1 | | | | | | 5 | | | | | | | | | | | 6 |
| | VTR | 4 | | | 34 | 430 | | 59 | 143 | | 411 | | | | | | | | | | | 1.081 |
| | Will | | | | | | | | | | | | | | | | | | | | | 0 |
| | Companion | | | | | | | | | | | | | | | | | | | | | 0 |
| | Netel | | | | | | | | | | | | | | | | | | | | | 0 |
| | Chile.com | | | | | | | | | | | | | | | | | | | | | 0 |
| | RTC | | | | | | | | | | | | | | | | | | | | | 0 |
| | Convergía | | | | | | | | | | 3 | | | | | | | | | | | 3 |
| | Stel | | | | | 2 | | | | | 3 | | | 1 | | | | | | | | 6 |
| Total Receptores | 316 | 72 | 0 | 181 | 2.598 | 5 | 162 | 1.541 | 0 | 3.296 | 708 | 399 | 1.311 | 0 | 0 | 0 | 0 | 0 | 101 | 2 | 10.692 | |
| % | 3,0 | 0,7 | 0,0 | 1,7 | 24,3 | 0,0 | 1,5 | 14,4 | 0,0 | 30,8 | 6,6 | 3,7 | 12,3 | 0,0 | 0,0 | 0,0 | 0,0 | 0,0 | 0,9 | 0,0 | 100,0 | |
| Total Donantes | 3 | 0 | 60 | 586 | 4.486 | 1 | 238 | 836 | 18 | 2.096 | 1.272 | 6 | 1.081 | 0 | 0 | 0 | 0 | 0 | 3 | 6 | 10.692 | |
| Netos | 313 | 72 | -60 | -405 | -1.888 | 4 | -76 | 705 | -18 | 1.200 | -564 | 393 | 230 | 0 | 0 | 0 | 0 | 0 | 98 | -4 | 0 | |



Cantidad de Portaciones Móviles Prepago y Pospago Recibidas por Empresa(*) (31 de enero de 2015)

| Mes | Netline | | | Nextel | | | Movistar | | | Telsur | | | Mobilink | | | Falabella | | |
|------------|---------|-----|-------|--------|--------|--------|----------|---------|---------|--------|-------|-------|----------|-----|-------|-----------|-----|-------|
| | Pre | Pos | Total | Pre | Pos | Total | Pre | Pos | Total | Pre | Pos | Total | Pre | Pos | Total | Pre | Pos | Total |
| enero 2012 | 0 | 0 | 0 | 11 | 26 | 37 | 3.956 | 1.486 | 5.442 | 16 | 10 | 26 | 0 | 0 | 0 | 0 | 0 | 0 |
| febrero | 0 | 0 | 0 | 12 | 32 | 44 | 11.046 | 3.526 | 14.572 | 18 | 6 | 24 | 0 | 0 | 0 | 0 | 0 | 0 |
| marzo | 0 | 0 | 0 | 26 | 90 | 116 | 15.295 | 4.418 | 19.713 | 33 | 14 | 47 | 0 | 0 | 0 | 0 | 0 | 0 |
| abril | 0 | 0 | 0 | 6 | 91 | 97 | 11.247 | 5.621 | 16.868 | 10 | 20 | 30 | 0 | 0 | 0 | 0 | 0 | 0 |
| mayo | 0 | 0 | 0 | 127 | 167 | 294 | 11.501 | 5.457 | 16.958 | 39 | 205 | 244 | 0 | 0 | 0 | 0 | 0 | 0 |
| junio | 1 | 0 | 1 | 374 | 674 | 1.048 | 13.986 | 7.086 | 21.072 | 46 | 30 | 76 | 0 | 0 | 0 | 0 | 0 | 0 |
| julio | 6 | 0 | 6 | 349 | 458 | 807 | 12.645 | 5.487 | 18.132 | 27 | 30 | 57 | 0 | 0 | 0 | 0 | 0 | 0 |
| agosto | 6 | 0 | 6 | 460 | 750 | 1.210 | 13.241 | 5.275 | 18.516 | 36 | 56 | 92 | 0 | 0 | 0 | 0 | 0 | 0 |
| septiembre | 5 | 0 | 5 | 372 | 519 | 891 | 11.555 | 3.794 | 15.349 | 26 | 118 | 144 | 0 | 0 | 0 | 0 | 0 | 0 |
| octubre | 19 | 0 | 19 | 521 | 536 | 1.057 | 15.138 | 3.745 | 18.883 | 33 | 47 | 80 | 0 | 0 | 0 | 0 | 0 | 0 |
| noviembre | 7 | 0 | 7 | 911 | 552 | 1.463 | 13.887 | 3.765 | 17.652 | 30 | 30 | 60 | 0 | 0 | 0 | 0 | 0 | 0 |
| diciembre | 18 | 0 | 18 | 725 | 538 | 1.263 | 11.508 | 3.597 | 15.105 | 38 | 22 | 60 | 0 | 0 | 0 | 0 | 0 | 0 |
| enero 2013 | 51 | 12 | 63 | 376 | 513 | 889 | 12.663 | 3.214 | 15.877 | 28 | 42 | 70 | 16 | 0 | 16 | 0 | 0 | 0 |
| febrero | 71 | 7 | 78 | 165 | 225 | 390 | 8.840 | 2.868 | 11.708 | 19 | 28 | 47 | 20 | 0 | 20 | 0 | 0 | 0 |
| marzo | 19 | 12 | 31 | 206 | 258 | 464 | 9.025 | 3.472 | 12.497 | 26 | 19 | 45 | 0 | 0 | 0 | 0 | 0 | 0 |
| abril | 19 | 10 | 29 | 392 | 776 | 1.168 | 9.977 | 4.975 | 14.952 | 36 | 45 | 81 | 0 | 0 | 0 | 0 | 0 | 0 |
| mayo | 23 | 18 | 41 | 408 | 657 | 1.065 | 8.789 | 5.154 | 13.943 | 42 | 35 | 77 | 0 | 0 | 0 | 0 | 0 | 0 |
| junio | 140 | 18 | 158 | 409 | 805 | 1.214 | 6.648 | 5.434 | 12.082 | 33 | 35 | 68 | 0 | 0 | 0 | 0 | 0 | 0 |
| julio | 80 | 16 | 96 | 526 | 643 | 1.169 | 9.988 | 6.240 | 16.228 | 42 | 72 | 114 | 0 | 0 | 0 | 0 | 0 | 0 |
| agosto | 22 | 11 | 33 | 628 | 1.366 | 1.994 | 12.287 | 7.002 | 19.289 | 53 | 52 | 105 | 0 | 0 | 0 | 76 | 0 | 76 |
| septiembre | 47 | 47 | 94 | 433 | 1.239 | 1.672 | 12.628 | 5.575 | 18.203 | 47 | 45 | 92 | 0 | 0 | 0 | 101 | 0 | 101 |
| octubre | 55 | 15 | 70 | 438 | 1.489 | 1.927 | 17.418 | 9.213 | 26.631 | 56 | 174 | 230 | 29 | 0 | 29 | 186 | 0 | 186 |
| noviembre | 20 | 60 | 80 | 466 | 1.522 | 1.988 | 15.757 | 9.743 | 25.500 | 47 | 151 | 198 | 26 | 0 | 26 | 360 | 0 | 360 |
| diciembre | 19 | 11 | 30 | 324 | 1.253 | 1.577 | 10.350 | 11.012 | 21.362 | 148 | 124 | 272 | 24 | 0 | 24 | 235 | 0 | 235 |
| enero 2014 | 18 | 8 | 26 | 386 | 1.089 | 1.475 | 10.050 | 11.202 | 21.252 | 107 | 107 | 214 | 0 | 0 | 0 | 315 | 0 | 315 |
| febrero | 24 | 6 | 30 | 454 | 1.296 | 1.750 | 10.497 | 10.986 | 21.483 | 49 | 20 | 69 | 0 | 0 | 0 | 223 | 0 | 223 |
| marzo | 10 | 0 | 10 | 509 | 1.613 | 2.122 | 10.820 | 13.444 | 24.264 | 73 | 41 | 114 | 15 | 0 | 15 | 257 | 0 | 257 |
| abril | 19 | 13 | 32 | 505 | 2.150 | 2.655 | 11.842 | 15.220 | 27.062 | 63 | 25 | 88 | 0 | 0 | 0 | 302 | 0 | 302 |
| mayo | 27 | 66 | 93 | 214 | 2.320 | 2.534 | 12.092 | 14.503 | 26.595 | 87 | 28 | 115 | 0 | 0 | 0 | 274 | 1 | 275 |
| junio | 39 | 16 | 55 | 177 | 2.111 | 2.288 | 12.069 | 16.916 | 28.985 | 98 | 59 | 157 | 0 | 0 | 0 | 294 | 0 | 294 |
| julio | 71 | 31 | 102 | 286 | 2.464 | 2.750 | 10.937 | 26.905 | 37.842 | 95 | 43 | 138 | 0 | 0 | 0 | 250 | 0 | 250 |
| agosto | 171 | 14 | 185 | 230 | 2.245 | 2.475 | 9.229 | 29.605 | 38.834 | 141 | 74 | 215 | 0 | 0 | 0 | 210 | 1 | 211 |
| septiembre | 172 | 46 | 218 | 175 | 2.162 | 2.337 | 7.219 | 23.489 | 30.708 | 101 | 72 | 173 | 0 | 0 | 0 | 238 | 0 | 238 |
| octubre | 208 | 38 | 246 | 169 | 2.589 | 2.758 | 10.134 | 27.648 | 37.782 | 142 | 58 | 200 | 0 | 0 | 0 | 235 | 0 | 235 |
| noviembre | 122 | 21 | 143 | 171 | 2.005 | 2.176 | 11.473 | 25.024 | 36.497 | 109 | 54 | 163 | 0 | 0 | 0 | 300 | 0 | 300 |
| diciembre | 82 | 15 | 97 | 164 | 2.448 | 2.612 | 7.625 | 27.171 | 34.796 | 104 | 43 | 147 | 0 | 0 | 0 | 442 | 0 | 442 |
| enero 2015 | 99 | 16 | 115 | 171 | 1.873 | 2.044 | 7.632 | 25.383 | 33.015 | 143 | 60 | 203 | 0 | 0 | 0 | 441 | 17 | 458 |
| | 1.690 | 527 | 2.217 | 12.276 | 41.544 | 53.820 | 410.994 | 394.655 | 805.649 | 2.241 | 2.094 | 4.335 | 130 | 0 | 130 | 4.739 | 19 | 4.758 |

Información obtenida del Sistema de Gestión de Portabilidad (SGP)

(*) La información de modalidad corresponde al servicio que el cliente tenía en la empresa donante. No necesariamente se mantiene la misma modalidad en la empresa receptora.

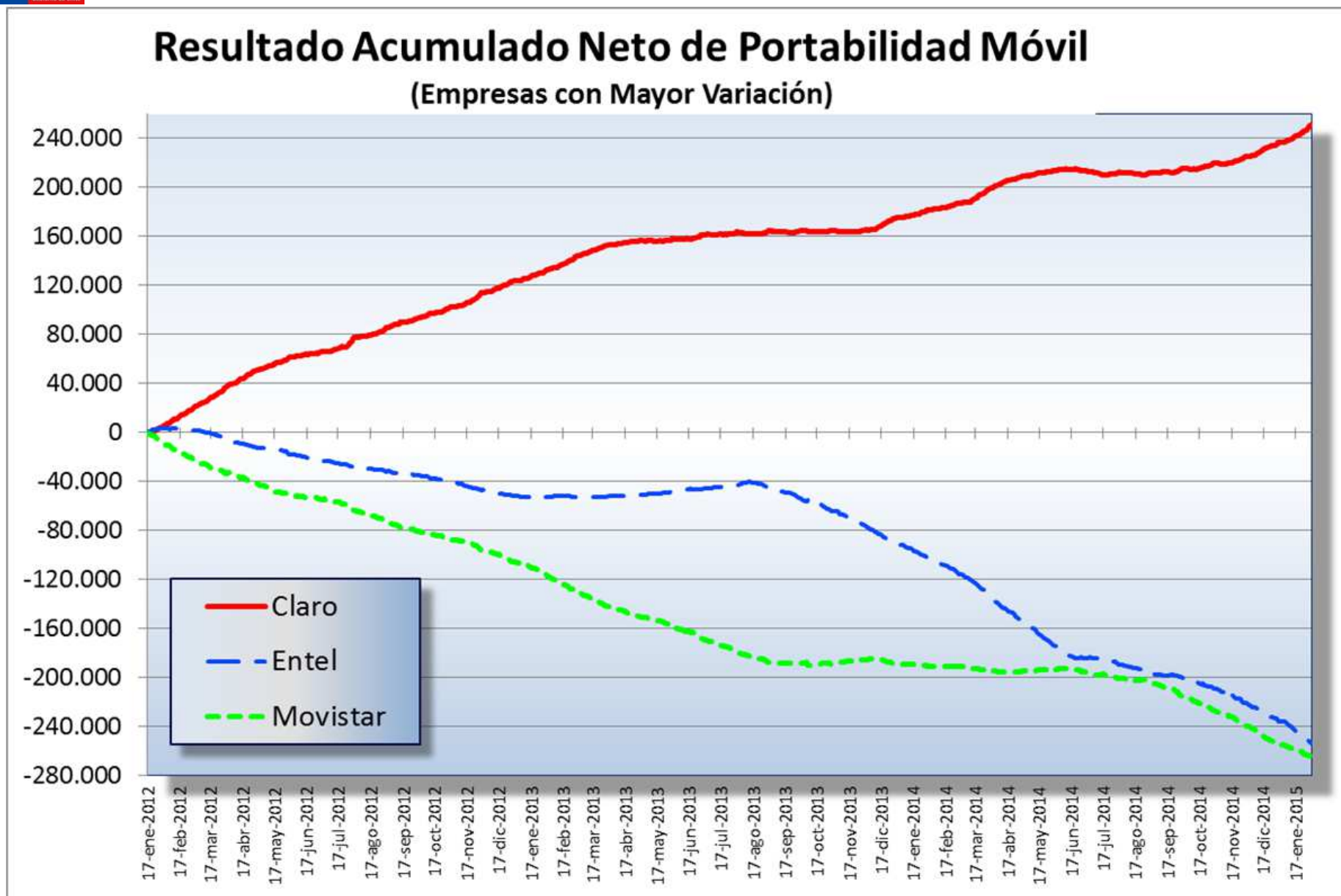


Cantidad de Portaciones Móviles Prepago y Pospago Recibidas por Empresa(*) (31 de enero de 2015)

| Mes | Claro | | | Entel | | | VTR | | | Virgin | | | Telestar | | | Totales | | |
|------------|---------|---------|---------|---------|---------|---------|--------|--------|--------|---------|--------|---------|----------|-----|-------|-----------|-----------|-----------|
| | Pre | Pos | Total | Pre | Pos | Total | Pre | Pos | Total | Pre | Pos | Total | Pre | Pos | Total | Pre | Pos | Total |
| enero 2012 | 6.525 | 4.413 | 10.938 | 5.438 | 7.311 | 12.749 | 1 | 19 | 20 | 0 | 0 | 0 | 0 | 0 | 0 | 15.947 | 13.265 | 29.212 |
| febrero | 15.956 | 12.131 | 28.087 | 8.353 | 13.001 | 21.354 | 11 | 244 | 255 | 0 | 0 | 0 | 0 | 0 | 0 | 35.396 | 28.940 | 64.336 |
| marzo | 18.333 | 14.437 | 32.770 | 7.530 | 14.648 | 22.178 | 89 | 885 | 974 | 15 | 2 | 17 | 0 | 0 | 0 | 41.321 | 34.494 | 75.815 |
| abril | 15.089 | 10.860 | 25.949 | 5.205 | 12.202 | 17.407 | 78 | 899 | 977 | 817 | 157 | 974 | 0 | 0 | 0 | 32.452 | 29.850 | 62.302 |
| mayo | 12.512 | 11.554 | 24.066 | 5.434 | 13.437 | 18.871 | 147 | 1.151 | 1.298 | 1.664 | 318 | 1.982 | 0 | 0 | 0 | 31.424 | 32.289 | 63.713 |
| junio | 11.613 | 9.951 | 21.564 | 4.933 | 15.159 | 20.092 | 375 | 992 | 1.367 | 1.942 | 336 | 2.278 | 0 | 0 | 0 | 33.270 | 34.228 | 67.498 |
| julio | 17.887 | 8.280 | 26.167 | 5.842 | 12.165 | 18.007 | 294 | 969 | 1.263 | 1.852 | 308 | 2.160 | 0 | 0 | 0 | 38.902 | 27.697 | 66.599 |
| agosto | 17.032 | 8.054 | 25.086 | 7.692 | 14.215 | 21.907 | 343 | 970 | 1.313 | 1.552 | 293 | 1.845 | 0 | 0 | 0 | 40.362 | 29.613 | 69.975 |
| septiembre | 14.044 | 6.313 | 20.357 | 6.445 | 10.895 | 17.340 | 244 | 746 | 990 | 1.614 | 226 | 1.840 | 0 | 0 | 0 | 34.305 | 22.611 | 56.916 |
| octubre | 16.725 | 8.155 | 24.880 | 6.795 | 12.428 | 19.223 | 290 | 990 | 1.280 | 2.211 | 291 | 2.502 | 0 | 0 | 0 | 41.732 | 26.192 | 67.924 |
| noviembre | 15.651 | 9.041 | 24.692 | 6.086 | 10.754 | 16.840 | 233 | 768 | 1.001 | 2.136 | 286 | 2.422 | 0 | 0 | 0 | 38.941 | 25.196 | 64.137 |
| diciembre | 14.892 | 8.253 | 23.145 | 5.691 | 11.215 | 16.906 | 236 | 838 | 1.074 | 3.040 | 389 | 3.429 | 0 | 0 | 0 | 36.148 | 24.852 | 61.000 |
| enero 2013 | 14.395 | 8.329 | 22.724 | 7.154 | 12.321 | 19.475 | 209 | 809 | 1.018 | 2.565 | 339 | 2.904 | 0 | 0 | 0 | 37.457 | 25.579 | 63.036 |
| febrero | 15.190 | 7.305 | 22.495 | 6.682 | 10.440 | 17.122 | 202 | 574 | 776 | 2.077 | 294 | 2.371 | 0 | 0 | 0 | 33.266 | 21.741 | 55.007 |
| marzo | 12.963 | 8.821 | 21.784 | 6.713 | 12.002 | 18.715 | 216 | 488 | 704 | 2.012 | 317 | 2.329 | 0 | 0 | 0 | 31.180 | 25.389 | 56.569 |
| abril | 11.096 | 8.549 | 19.645 | 8.198 | 11.693 | 19.891 | 178 | 430 | 608 | 2.963 | 380 | 3.343 | 0 | 0 | 0 | 32.859 | 26.858 | 59.717 |
| mayo | 9.993 | 7.921 | 17.914 | 8.595 | 11.883 | 20.478 | 210 | 300 | 510 | 3.783 | 414 | 4.197 | 0 | 0 | 0 | 31.843 | 26.382 | 58.225 |
| junio | 11.138 | 6.748 | 17.886 | 9.235 | 11.572 | 20.807 | 196 | 379 | 575 | 4.082 | 404 | 4.486 | 0 | 0 | 0 | 31.881 | 25.395 | 57.276 |
| julio | 15.951 | 7.899 | 23.850 | 12.383 | 14.717 | 27.100 | 242 | 407 | 649 | 6.694 | 567 | 7.261 | 0 | 0 | 0 | 45.906 | 30.561 | 76.467 |
| agosto | 15.789 | 7.781 | 23.570 | 11.550 | 14.522 | 26.072 | 212 | 494 | 706 | 8.983 | 690 | 9.673 | 0 | 0 | 0 | 49.600 | 31.918 | 81.518 |
| septiembre | 12.236 | 5.797 | 18.033 | 4.673 | 9.547 | 14.220 | 224 | 585 | 809 | 7.948 | 565 | 8.513 | 0 | 0 | 0 | 38.337 | 23.400 | 61.737 |
| octubre | 15.765 | 7.736 | 23.501 | 5.453 | 14.867 | 20.320 | 343 | 586 | 929 | 9.823 | 683 | 10.506 | 0 | 0 | 0 | 49.566 | 34.763 | 84.329 |
| noviembre | 14.618 | 7.683 | 22.301 | 5.374 | 10.878 | 16.252 | 316 | 587 | 903 | 7.473 | 630 | 8.103 | 0 | 0 | 0 | 44.457 | 31.254 | 75.711 |
| diciembre | 17.130 | 12.296 | 29.426 | 4.938 | 11.111 | 16.049 | 329 | 698 | 1.027 | 7.282 | 597 | 7.879 | 396 | 0 | 396 | 41.175 | 37.102 | 78.277 |
| enero 2014 | 16.472 | 9.664 | 26.136 | 5.718 | 11.098 | 16.816 | 445 | 833 | 1.278 | 6.270 | 553 | 6.823 | 218 | 1 | 219 | 39.999 | 34.555 | 74.554 |
| febrero | 15.582 | 8.869 | 24.451 | 5.400 | 10.612 | 16.012 | 770 | 1.525 | 2.295 | 5.579 | 513 | 6.092 | 111 | 4 | 115 | 38.689 | 33.831 | 72.520 |
| marzo | 21.663 | 10.799 | 32.462 | 5.749 | 11.760 | 17.509 | 1.317 | 2.121 | 3.438 | 7.517 | 588 | 8.105 | 523 | 10 | 533 | 48.453 | 40.376 | 88.829 |
| abril | 21.596 | 11.524 | 33.120 | 5.195 | 12.107 | 17.302 | 1.295 | 1.893 | 3.188 | 7.731 | 601 | 8.332 | 804 | 1 | 805 | 49.352 | 43.534 | 92.886 |
| mayo | 17.321 | 9.588 | 26.909 | 4.858 | 12.023 | 16.881 | 1.180 | 1.972 | 3.152 | 9.181 | 680 | 9.861 | 544 | 2 | 546 | 45.778 | 41.183 | 86.961 |
| junio | 17.580 | 10.283 | 27.863 | 5.926 | 20.055 | 25.981 | 1.263 | 2.037 | 3.300 | 10.669 | 792 | 11.461 | 81 | 2 | 83 | 48.196 | 52.271 | 100.467 |
| julio | 21.939 | 11.568 | 33.507 | 6.665 | 32.885 | 39.550 | 1.444 | 2.449 | 3.893 | 7.639 | 769 | 8.408 | 724 | 1 | 725 | 50.050 | 77.115 | 127.165 |
| agosto | 22.258 | 11.721 | 33.979 | 5.568 | 28.643 | 34.211 | 1.488 | 2.522 | 4.010 | 7.822 | 837 | 8.659 | 860 | 3 | 863 | 47.977 | 75.665 | 123.642 |
| septiembre | 22.513 | 10.526 | 33.039 | 5.456 | 26.520 | 31.976 | 1.216 | 2.744 | 3.960 | 8.279 | 761 | 9.040 | 779 | 7 | 786 | 46.148 | 66.327 | 112.475 |
| octubre | 24.490 | 16.410 | 40.900 | 5.440 | 30.833 | 36.273 | 1.333 | 3.254 | 4.587 | 12.791 | 1.148 | 13.939 | 429 | 0 | 429 | 55.371 | 81.978 | 137.349 |
| noviembre | 22.768 | 19.211 | 41.979 | 4.892 | 28.879 | 33.771 | 1.294 | 3.889 | 5.183 | 14.743 | 1.676 | 16.419 | 200 | 1 | 201 | 56.072 | 80.760 | 136.832 |
| diciembre | 24.322 | 23.067 | 47.389 | 4.992 | 28.621 | 33.613 | 1.051 | 4.142 | 5.193 | 13.193 | 1.487 | 14.680 | 340 | 65 | 405 | 52.315 | 87.059 | 139.374 |
| enero 2015 | 26.677 | 18.831 | 45.508 | 5.268 | 20.117 | 25.385 | 997 | 4.185 | 5.182 | 11.128 | 1.306 | 12.434 | 107 | 16 | 123 | 52.663 | 71.804 | 124.467 |
| | 617.704 | 380.368 | 998.072 | 237.519 | 567.136 | 804.655 | 20.311 | 49.374 | 69.685 | 205.070 | 20.197 | 225.267 | 6.116 | 113 | 6.229 | 1.518.790 | 1.456.027 | 2.974.817 |

Información obtenida del Sistema de Gestión de Portabilidad (SGP)

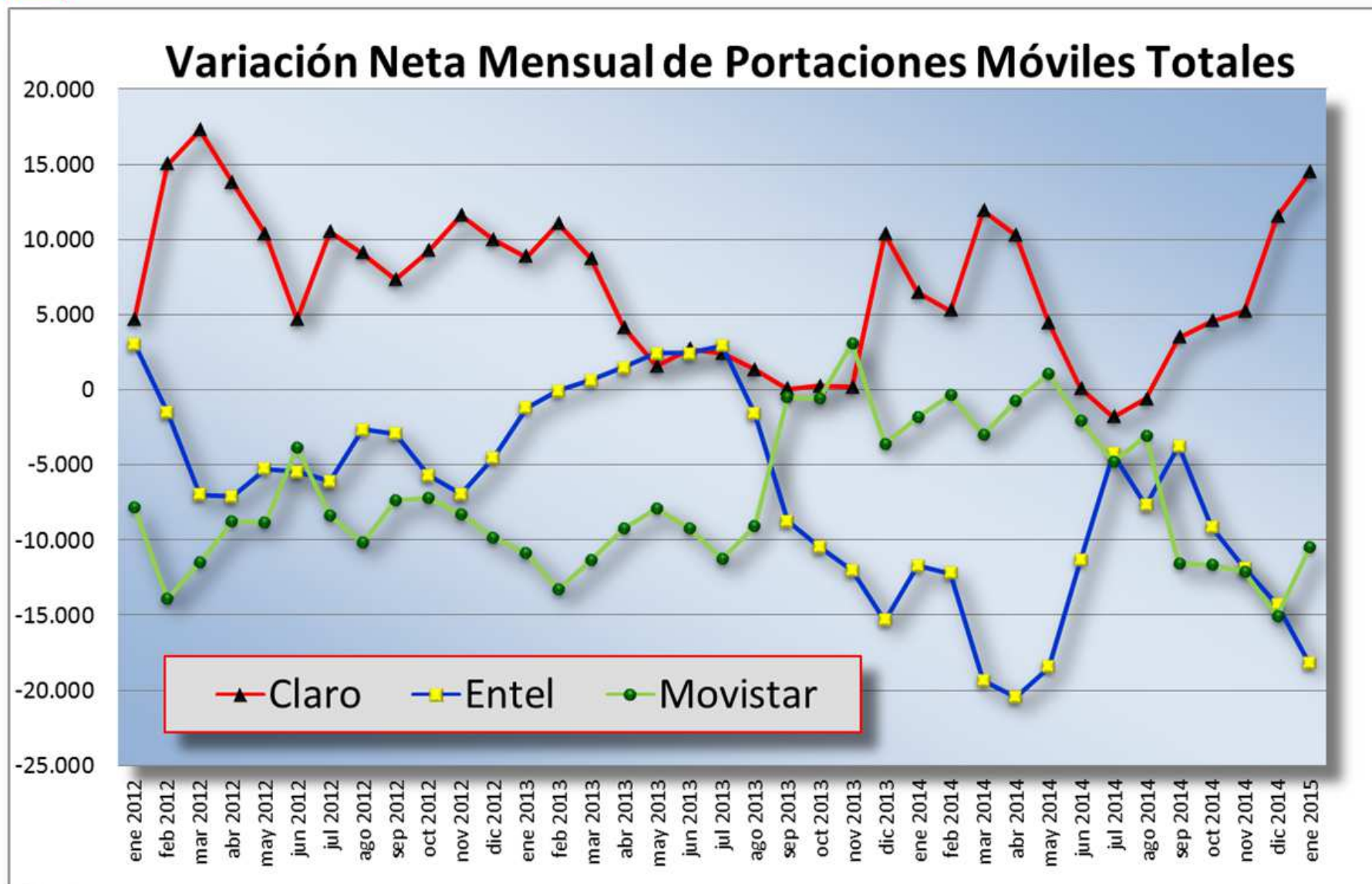
(*) La información de modalidad corresponde al servicio que el cliente tenía en la empresa donante. No necesariamente se mantiene la misma modalidad en la empresa receptora.



- Información al 31 de enero de 2015

- Información obtenida del Sistema de Gestión de Portabilidad (SGP)

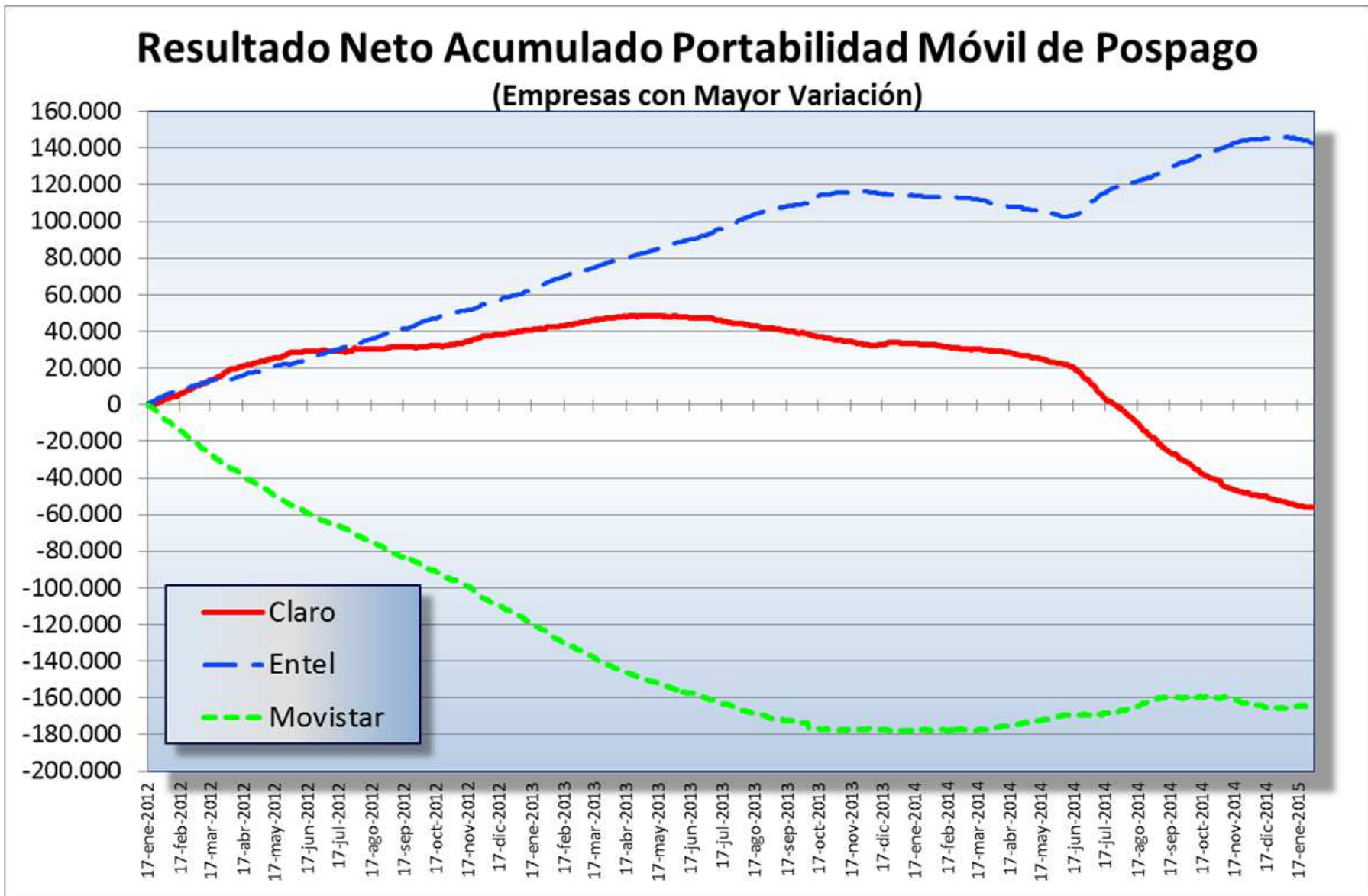
- Resultado Neto: Números portados como empresa receptora menos números portados como empresa donante



- Información al 31 de enero de 2015

- Información obtenida del Sistema de Gestión de Portabilidad (SGP)

- Resultado Neto: Números portados como empresa receptora menos números portados como empresa donante

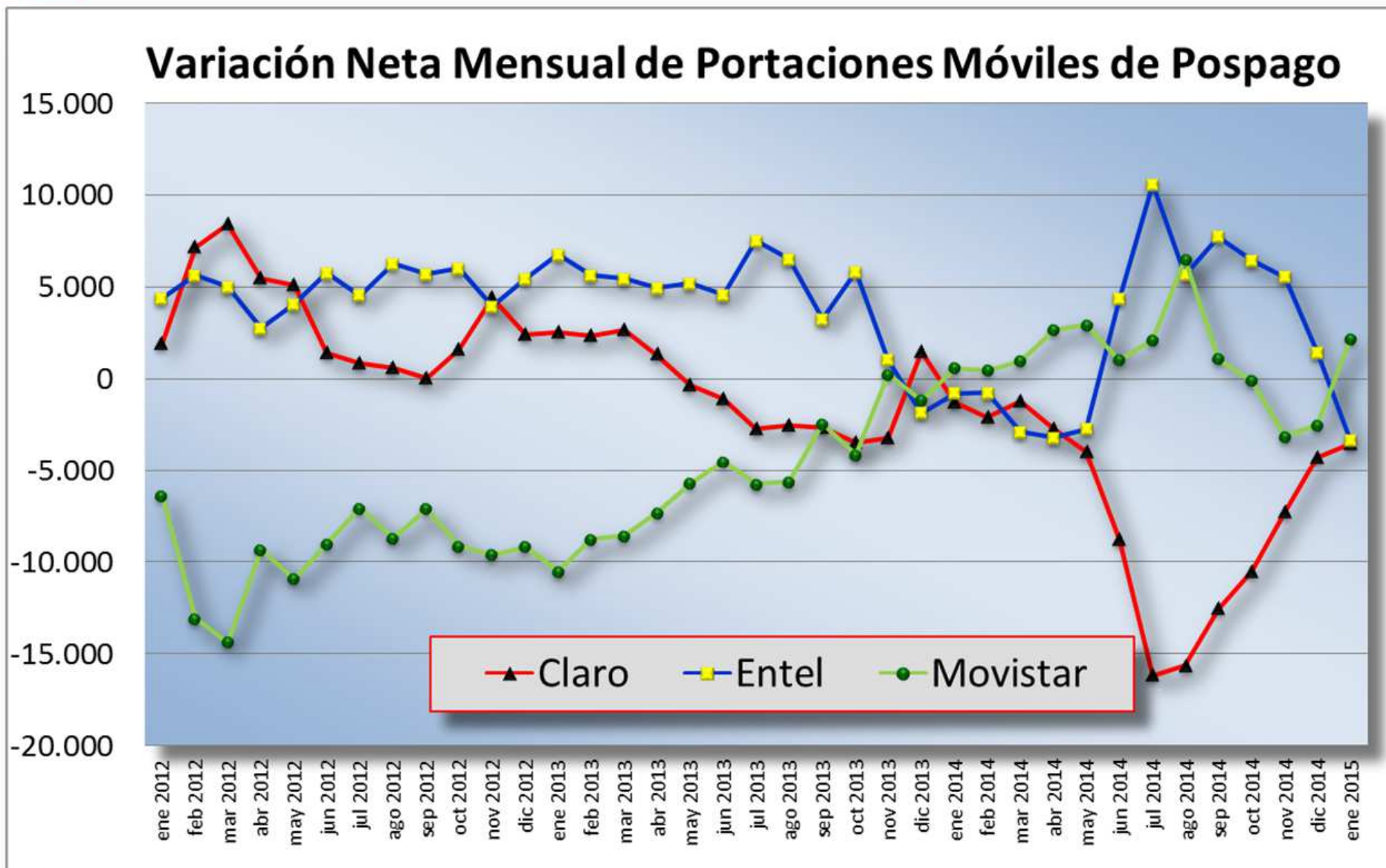


- Información al 31 de enero de 2015

- Información obtenida del Sistema de Gestión de Portabilidad (SGP)

- Resultado Neto: Números portados como empresa receptora menos números portados como empresa donante

- La información de modalidad de telefonía móvil (pre, postpago), corresponde al servicio que el cliente tenía en la empresa donante.



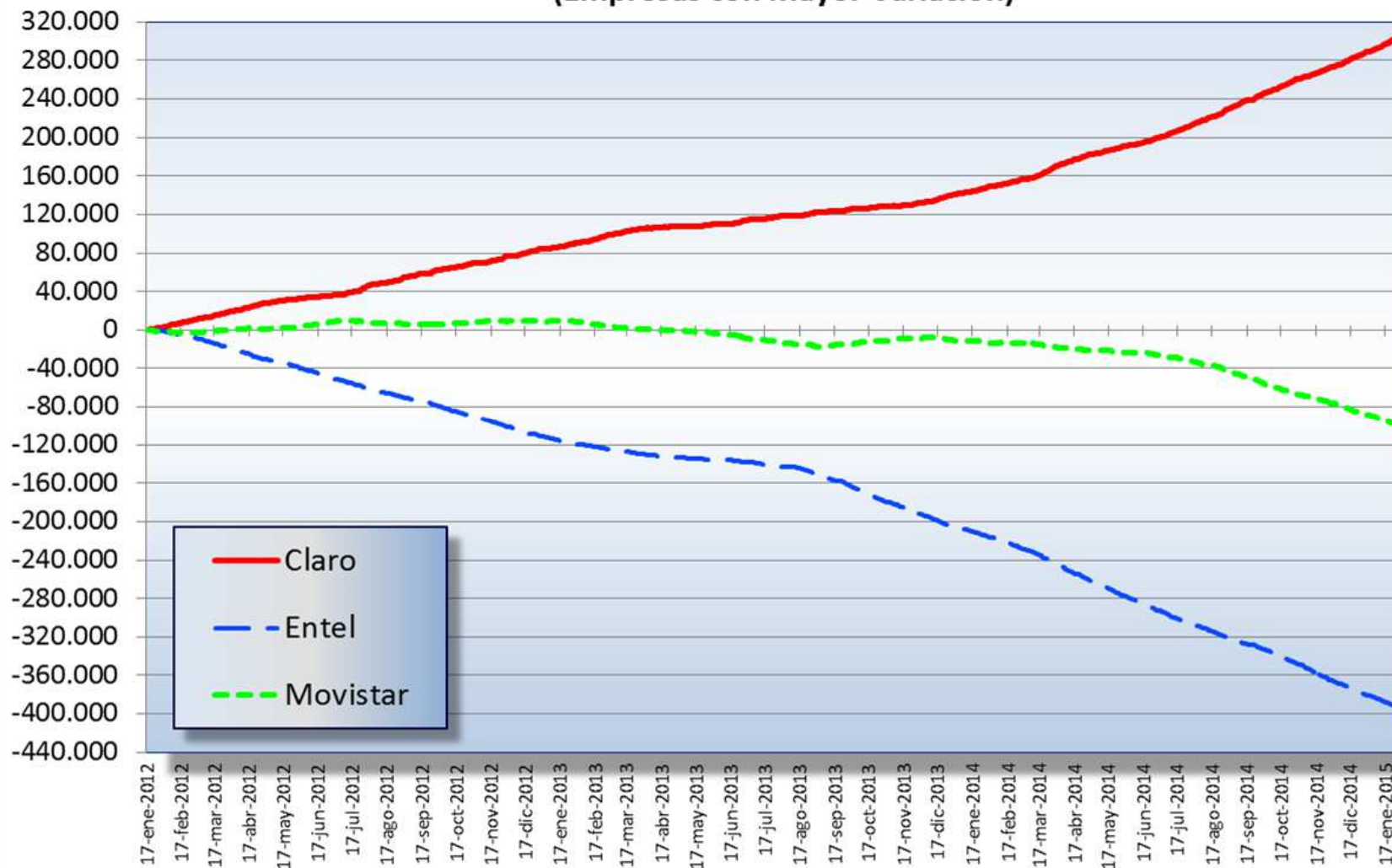
- Información al 31 de enero de 2015

- Información obtenida del Sistema de Gestión de Portabilidad (SGP)

- Resultado Neto: Números portados como empresa receptora menos números portados como empresa donante

- La información de modalidad de telefonía móvil (pre, postpago), corresponde al servicio que el cliente tenía en la empresa donante.

Resultado Neto Acumulado Portabilidad Móvil de Prepago (Empresas con Mayor Variación)

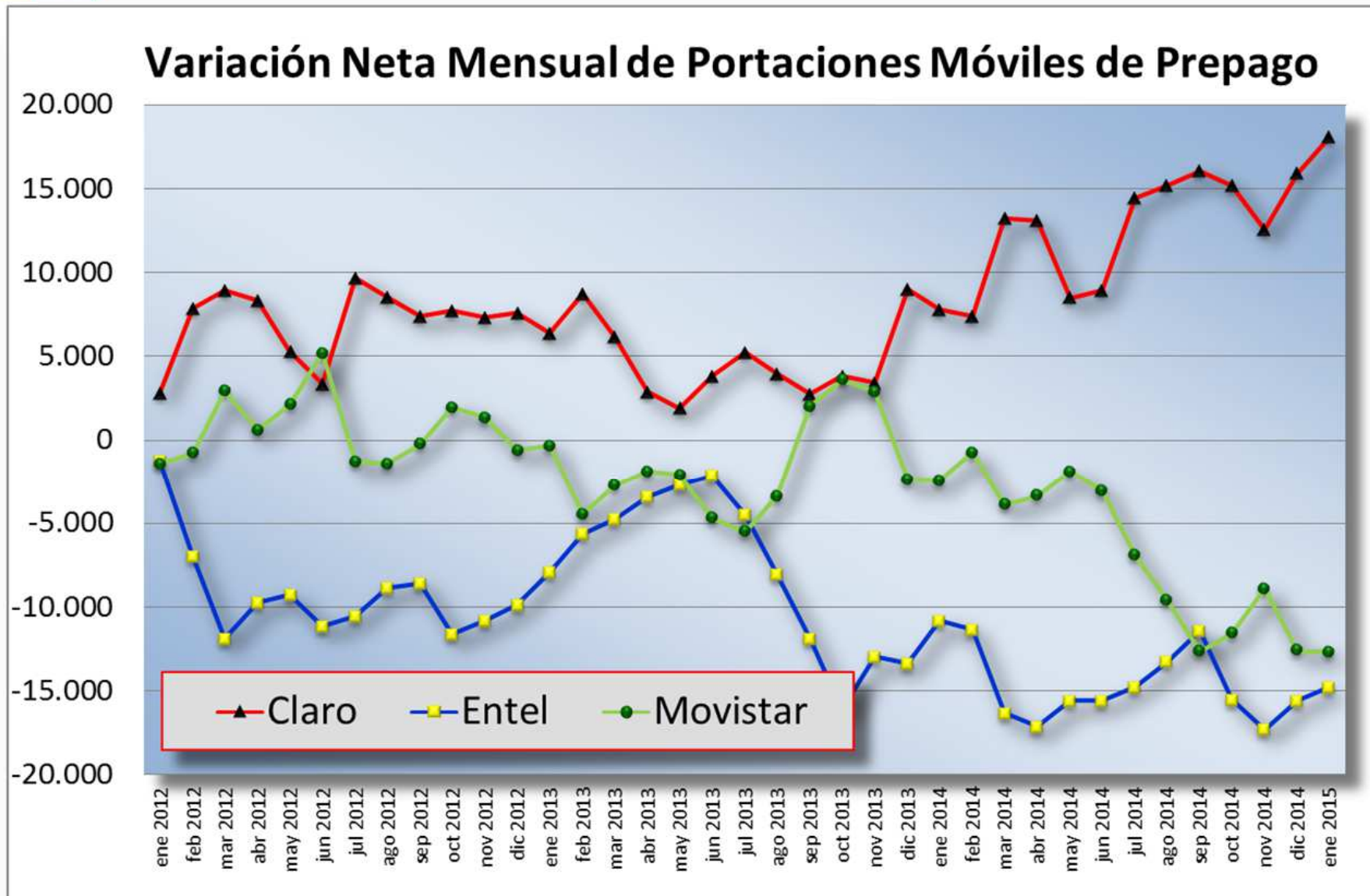


- Información al 31 de enero de 2015

- Información obtenida del Sistema de Gestión de Portabilidad (SGP)

- Resultado Neto: Números portados como empresa receptora menos números portados como empresa donante

- La información de modalidad de telefonía móvil (pre, pospago), corresponde al servicio que el cliente tenía en la empresa donante.



- Información al 31 de enero de 2015

- Información obtenida del Sistema de Gestión de Portabilidad (SGP)

- Resultado Neto: Números portados como empresa receptora menos números portados como empresa donante

- La información de modalidad de telefonía móvil (pre, pospago), corresponde al servicio que el cliente tenía en la empresa donante.

**Variación Mensual de Portaciones Prepago y Pospago**

(31 de enero de 2015)

| Año | Mes | Claro | | | | | | Entel | | | | | | Movistar | | | | | |
|------|------|---------|--------|--------|---------|--------|---------|---------|--------|---------|---------|--------|--------|----------|--------|---------|---------|--------|---------|
| | | Prepago | | | Pospago | | | Prepago | | | Pospago | | | Prepago | | | Pospago | | |
| | | Recept | Donant | Neto | Recept | Donant | Neto | Recept | Donant | Neto | Recept | Donant | Neto | Recept | Donant | Neto | Recept | Donant | Neto |
| 2012 | ene | 6.525 | 3.792 | 2.733 | 4.413 | 2.477 | 1.936 | 5.438 | 6.745 | -1.307 | 7.311 | 2.931 | 4.380 | 3.956 | 5.407 | -1.451 | 1.486 | 7.856 | -6.370 |
| | feb | 15.956 | 8.144 | 7.812 | 12.131 | 4.925 | 7.206 | 8.353 | 15.420 | -7.067 | 13.001 | 7.380 | 5.621 | 11.046 | 11.829 | -783 | 3.526 | 16.615 | -13.089 |
| | mar | 18.333 | 9.448 | 8.885 | 14.437 | 5.997 | 8.440 | 7.530 | 19.492 | -11.962 | 14.648 | 9.660 | 4.988 | 15.295 | 12.379 | 2.916 | 4.418 | 18.778 | -14.360 |
| | may | 12.512 | 7.262 | 5.250 | 11.554 | 6.409 | 5.145 | 5.434 | 14.744 | -9.310 | 13.437 | 9.361 | 4.076 | 11.501 | 9.400 | 2.101 | 5.457 | 16.397 | -10.940 |
| | jun | 11.613 | 8.309 | 3.304 | 9.951 | 8.551 | 1.400 | 4.933 | 16.116 | -11.183 | 15.159 | 9.420 | 5.739 | 13.986 | 8.802 | 5.184 | 7.086 | 16.104 | -9.018 |
| | jul | 17.887 | 8.255 | 9.632 | 8.280 | 7.393 | 887 | 5.842 | 16.459 | -10.617 | 12.165 | 7.622 | 4.543 | 12.645 | 13.952 | -1.307 | 5.487 | 12.557 | -7.070 |
| | ago | 17.032 | 8.544 | 8.488 | 8.054 | 7.449 | 605 | 7.692 | 16.587 | -8.895 | 14.215 | 7.946 | 6.269 | 13.241 | 14.660 | -1.419 | 5.275 | 13.976 | -8.701 |
| | sep | 14.044 | 6.734 | 7.310 | 6.313 | 6.287 | 26 | 6.445 | 15.069 | -8.624 | 10.895 | 5.185 | 5.710 | 11.555 | 11.798 | -243 | 3.794 | 10.912 | -7.118 |
| | oct | 16.725 | 9.080 | 7.645 | 8.155 | 6.550 | 1.605 | 6.795 | 18.478 | -11.683 | 12.428 | 6.424 | 6.004 | 15.138 | 13.183 | 1.955 | 3.745 | 12.880 | -9.135 |
| | nov | 15.651 | 8.432 | 7.219 | 9.041 | 4.638 | 4.403 | 6.086 | 16.960 | -10.874 | 10.754 | 6.795 | 3.959 | 13.887 | 12.552 | 1.335 | 3.765 | 13.373 | -9.608 |
| | dic | 14.892 | 7.360 | 7.532 | 8.253 | 5.826 | 2.427 | 5.691 | 15.654 | -9.963 | 11.215 | 5.757 | 5.458 | 11.508 | 12.133 | -625 | 3.597 | 12.784 | -9.187 |
| | 2013 | ene | 14.395 | 8.100 | 6.295 | 8.329 | 5.779 | 2.550 | 7.154 | 15.121 | -7.967 | 12.321 | 5.546 | 6.775 | 12.663 | 13.005 | -342 | 3.214 | 13.745 |
| feb | | 15.190 | 6.515 | 8.675 | 7.305 | 4.926 | 2.379 | 6.682 | 12.375 | -5.693 | 10.440 | 4.803 | 5.637 | 8.840 | 13.322 | -4.482 | 2.868 | 11.645 | -8.777 |
| mar | | 12.963 | 6.886 | 6.077 | 8.821 | 6.153 | 2.668 | 6.713 | 11.509 | -4.796 | 12.002 | 6.548 | 5.454 | 9.025 | 11.769 | -2.744 | 3.472 | 12.059 | -8.587 |
| abr | | 11.096 | 8.291 | 2.805 | 8.549 | 7.216 | 1.333 | 8.198 | 11.637 | -3.439 | 11.693 | 6.768 | 4.925 | 9.977 | 11.876 | -1.899 | 4.975 | 12.297 | -7.322 |
| may | | 9.993 | 8.139 | 1.854 | 7.921 | 8.222 | -301 | 8.595 | 11.346 | -2.751 | 11.883 | 6.705 | 5.178 | 8.789 | 10.905 | -2.116 | 5.154 | 10.890 | -5.736 |
| jun | | 11.138 | 7.364 | 3.774 | 6.748 | 7.830 | -1.082 | 9.235 | 11.405 | -2.170 | 11.572 | 6.988 | 4.584 | 6.648 | 11.337 | -4.689 | 5.434 | 9.948 | -4.514 |
| jul | | 15.951 | 10.819 | 5.132 | 7.899 | 10.619 | -2.720 | 12.383 | 16.939 | -4.556 | 14.717 | 7.205 | 7.512 | 9.988 | 15.492 | -5.504 | 6.240 | 12.002 | -5.762 |
| ago | | 15.789 | 11.914 | 3.875 | 7.781 | 10.306 | -2.525 | 11.550 | 19.674 | -8.124 | 14.522 | 7.999 | 6.523 | 12.287 | 15.661 | -3.374 | 7.002 | 12.638 | -5.636 |
| sep | | 12.236 | 9.543 | 2.693 | 5.797 | 8.440 | -2.643 | 4.673 | 16.632 | -11.959 | 9.547 | 6.285 | 3.262 | 12.628 | 10.643 | 1.985 | 5.575 | 8.021 | -2.446 |
| oct | | 15.765 | 12.015 | 3.750 | 7.736 | 11.218 | -3.482 | 5.453 | 21.677 | -16.224 | 14.867 | 9.068 | 5.799 | 17.418 | 13.819 | 3.599 | 9.213 | 13.342 | -4.129 |
| nov | | 14.618 | 11.267 | 3.351 | 7.683 | 10.872 | -3.189 | 5.374 | 18.379 | -13.005 | 10.878 | 9.846 | 1.032 | 15.757 | 12.880 | 2.877 | 9.743 | 9.507 | 236 |
| dic | | 17.130 | 8.229 | 8.901 | 12.296 | 10.819 | 1.477 | 4.938 | 18.381 | -13.443 | 11.111 | 12.961 | -1.850 | 10.350 | 12.739 | -2.389 | 11.012 | 12.184 | -1.172 |
| 2014 | ene | 16.472 | 8.726 | 7.746 | 9.664 | 10.907 | -1.243 | 5.718 | 16.598 | -10.880 | 11.098 | 11.893 | -795 | 10.050 | 12.475 | -2.425 | 11.202 | 10.599 | 603 |
| | feb | 15.582 | 8.254 | 7.328 | 8.869 | 10.920 | -2.051 | 5.400 | 16.845 | -11.445 | 10.612 | 11.359 | -747 | 10.497 | 11.270 | -773 | 10.986 | 10.529 | 457 |
| | mar | 21.663 | 8.507 | 13.156 | 10.799 | 12.024 | -1.225 | 5.749 | 22.179 | -16.430 | 11.760 | 14.648 | -2.888 | 10.820 | 14.723 | -3.903 | 13.444 | 12.475 | 969 |
| | abr | 21.596 | 8.588 | 13.008 | 11.524 | 14.257 | -2.733 | 5.195 | 22.419 | -17.224 | 12.107 | 15.306 | -3.199 | 11.842 | 15.187 | -3.345 | 15.220 | 12.573 | 2.647 |
| | may | 17.321 | 8.895 | 8.426 | 9.588 | 13.542 | -3.954 | 4.858 | 20.539 | -15.681 | 12.023 | 14.757 | -2.734 | 12.092 | 13.996 | -1.904 | 14.503 | 11.549 | 2.954 |
| | jun | 17.580 | 8.720 | 8.860 | 10.283 | 19.076 | -8.793 | 5.926 | 21.572 | -15.646 | 20.055 | 15.718 | 4.337 | 12.069 | 15.116 | -3.047 | 16.916 | 15.887 | 1.029 |
| | jul | 21.939 | 7.561 | 14.378 | 11.568 | 27.767 | -16.199 | 6.665 | 21.496 | -14.831 | 32.885 | 22.299 | 10.586 | 10.937 | 17.852 | -6.915 | 26.905 | 24.763 | 2.142 |
| | ago | 22.258 | 7.160 | 15.098 | 11.721 | 27.416 | -15.695 | 5.568 | 18.901 | -13.333 | 28.643 | 22.986 | 5.657 | 9.229 | 18.814 | -9.585 | 29.605 | 23.081 | 6.524 |
| | sep | 22.513 | 6.475 | 16.038 | 10.526 | 23.091 | -12.565 | 5.456 | 16.906 | -11.450 | 26.520 | 18.801 | 7.719 | 7.219 | 19.839 | -12.620 | 23.489 | 22.405 | 1.084 |
| | oct | 24.490 | 9.375 | 15.115 | 16.410 | 26.965 | -10.555 | 5.440 | 21.019 | -15.579 | 30.833 | 24.379 | 6.454 | 10.134 | 21.692 | -11.558 | 27.648 | 27.738 | -90 |
| | nov | 22.768 | 10.281 | 12.487 | 19.211 | 26.488 | -7.277 | 4.892 | 22.263 | -17.371 | 28.879 | 23.347 | 5.532 | 11.473 | 20.399 | -8.926 | 25.024 | 28.161 | -3.137 |
| | dic | 24.322 | 8.471 | 15.851 | 23.067 | 27.354 | -4.287 | 4.992 | 20.664 | -15.672 | 28.621 | 27.194 | 1.427 | 7.625 | 20.178 | -12.553 | 27.171 | 29.677 | -2.506 |
| 2015 | ene | 26.677 | 8.650 | 18.027 | 18.831 | 22.326 | -3.495 | 5.268 | 20.113 | -14.845 | 20.117 | 23.473 | -3.356 | 7.632 | 20.304 | -12.672 | 25.383 | 23.196 | 2.187 |

-Información obtenida del Sistema de Gestión de Portabilidad (SGP)

- Resultado Neto: Números portados como empresa receptora menos números portados como empresa donante

-Información correspondiente sólo a las empresas con mayor cantidad de líneas



Subsecretaría de Telecomunicaciones

Tasa de Portabilidad

(31 de enero de 2015)

| Año | Telefonía Móvil | Telefonía Fija | Total Sistema |
|------|-----------------|----------------|---------------|
| 2012 | 3,1% | 1,9% | 3,0% |
| 2013 | 3,4% | 3,7% | 3,5% |
| 2014 | 5,7% | 6,5% | 5,8% |
| 2015 | 6,0% | 6,3% | 6,0% |

Información obtenida del Sistema de Gestión de Portabilidad (SGP)

Tasa de 2014 ajustada en función de estadística de líneas en servicio

Tasa de 2015 estimada en base a promedio de últimos 12 meses