

# Información de Portabilidad

**28 de febrero de 2021**

**Subsecretaría de Telecomunicaciones**

**División Fiscalización**



## Resumen General de Portabilidad

( 28 de febrero de 2021 )

| Año  | Mes     | T. Fija y T. Voz sobre Internet<br>Total Portaciones Hacia Fijas y Voz sobre Internet | Telefonía Móvil   |                   |                                 | Total Portaciones |
|------|---------|---|-------------------|-------------------|---------------------------------|-------------------|
|      |         |   | Prepago           | Postpago          | Total Portaciones Hacia Móviles |                   |
| 2011 | dic     | 173   |                   |                   |                                 | 173               |
| 2012 | ene-dic | 61.612  | 420.200           | 329.227           | 749.427                         | 811.039           |
| 2013 | ene-dic | 119.479   | 467.527           | 340.342           | 807.869                         | 927.348           |
| 2014 | ene-dic | 218.674   | 578.400           | 714.654           | 1.293.054                       | 1.511.728         |
| 2015 | ene-dic | 134.470   | 888.759           | 1.067.043         | 1.955.802                       | 2.090.272         |
| 2016 | ene-dic | 136.217   | 1.820.667         | 1.394.824         | 3.215.491                       | 3.351.708         |
| 2017 | ene-dic | 146.314   | 2.701.418         | 1.677.174         | 4.378.592                       | 4.524.906         |
| 2018 | ene-dic | 123.139   | 2.076.230         | 1.797.084         | 3.873.314                       | 3.996.453         |
| 2019 | ene-dic | 103.727   | 1.427.343         | 1.935.547         | 3.362.890                       | 3.466.617         |
| 2020 | ene-dic | 108.469   | 1.115.653         | 1.946.768         | 3.062.421                       | 3.170.890         |
| 2021 | ene-feb | 18.301  | 175.822           | 310.246           | 486.068                         | 504.369           |
|      |         | <b>1.170.575</b>  | <b>11.672.019</b> | <b>11.512.909</b> | <b>23.184.928</b>               | <b>24.355.503</b> |

- Información obtenida del Sistema de Gestión de Portabilidad (SGP)

- La información de modalidad de telefonía móvil (pre, postpago), corresponde al servicio que el cliente tenía en la empresa donante. No necesariamente se mantiene la misma modalidad en la empresa receptora.

## Resumen General de Portabilidad

( 28 de febrero de 2021 )

| Año  | Mes  | T. Fija y T. V.S.I.<br>Total Portaciones Hacia Fijas y V.S.I. | Telefonía Móvil |          |                                 | Total Portaciones | Año  | Mes    | T. Fija y T. V.S.I.<br>Total Portaciones Hacia Fijas y V.S.I. | Telefonía Móvil |          |                                 | Total Portaciones |
|------|------|---|-----------------|----------|---------------------------------|-------------------|------|--------|---|-----------------|----------|---------------------------------|-------------------|
|      |      |   | Prepago         | Postpago | Total Portaciones Hacia Móviles |                   |      |        |   | Prepago         | Postpago | Total Portaciones Hacia Móviles |                   |
| 2011 | dic  | 173   |                 |          |                                 | 173               |      |        |   |                 |          |                                 |                   |
| 2012 | ene  | 185   | 15.947          | 13.265   | 29.212                          | 29.397            | ene  | 10.692 | 52.663  | 71.804          | 124.467  | 135.159                         |                   |
|      | feb  | 134   | 35.396          | 28.940   | 64.336                          | 64.470            | feb  | 10.746 | 48.558  | 67.648          | 116.206  | 126.952                         |                   |
|      | mar  | 2.934   | 41.321          | 34.494   | 75.815                          | 78.749            | mar  | 15.031 | 60.647  | 72.101          | 132.748  | 147.779                         |                   |
|      | abr  | 4.879   | 32.452          | 29.850   | 62.302                          | 67.181            | abr  | 9.424  | 62.334  | 72.674          | 135.008  | 144.432                         |                   |
|      | may  | 5.175   | 31.424          | 32.289   | 63.713                          | 68.888            | may  | 8.221  | 61.966  | 72.184          | 134.150  | 142.371                         |                   |
|      | jun  | 5.985   | 33.270          | 34.228   | 67.498                          | 73.483            | jun  | 8.834  | 63.942  | 78.316          | 142.258  | 151.092                         |                   |
|      | jul  | 7.304   | 38.902          | 27.697   | 66.599                          | 73.903            | jul  | 13.256 | 76.144  | 92.588          | 168.732  | 181.988                         |                   |
|      | ago  | 7.355   | 40.362          | 29.613   | 69.975                          | 77.330            | ago  | 9.345  | 85.368  | 105.605         | 190.973  | 200.318                         |                   |
|      | sept | 7.284   | 34.305          | 22.611   | 56.916                          | 64.200            | sept | 8.563  | 82.289  | 104.730         | 187.019  | 195.582                         |                   |
|      | oct  | 7.315   | 41.732          | 26.192   | 67.924                          | 75.239            | oct  | 15.433 | 96.012  | 108.991         | 205.003  | 220.436                         |                   |
| 2013 | nov  | 6.678   | 38.941          | 25.196   | 64.137                          | 70.815            | nov  | 11.574 | 99.166  | 109.654         | 208.820  | 220.394                         |                   |
|      | dic  | 6.384   | 36.148          | 24.852   | 61.000                          | 67.384            | dic  | 13.351 | 99.670  | 110.748         | 210.418  | 223.769                         |                   |
|      | ene  | 11.595  | 37.457          | 25.579   | 63.036                          | 74.631            | ene  | 9.868  | 95.293  | 99.656          | 194.949  | 204.817                         |                   |
|      | feb  | 9.729   | 33.266          | 21.741   | 55.007                          | 64.736            | feb  | 7.244  | 100.424   | 92.549          | 192.973  | 200.217                         |                   |
|      | mar  | 9.529   | 31.180          | 25.389   | 56.569                          | 66.098            | mar  | 10.608 | 119.477   | 108.816         | 228.293  | 238.901                         |                   |
|      | abr  | 9.179   | 32.859          | 26.858   | 59.717                          | 68.896            | abr  | 10.538 | 131.722   | 119.466         | 251.188  | 261.726                         |                   |
|      | may  | 7.772   | 31.843          | 26.382   | 58.225                          | 65.997            | may  | 12.040 | 141.831   | 110.525         | 252.356  | 264.396                         |                   |
|      | jun  | 6.830   | 31.881          | 25.395   | 57.276                          | 64.106            | jun  | 12.819 | 151.448   | 121.738         | 273.186  | 286.005                         |                   |
|      | jul  | 9.062   | 45.906          | 30.561   | 76.467                          | 85.529            | jul  | 12.164 | 167.722   | 132.076         | 299.798  | 311.962                         |                   |
|      | ago  | 9.303   | 49.600          | 31.918   | 81.518                          | 90.821            | ago  | 15.167 | 172.927   | 130.511         | 303.438  | 318.605                         |                   |
| 2014 | sept | 5.767   | 38.337          | 23.400   | 61.737                          | 67.504            | sept | 12.494 | 165.223   | 114.081         | 279.304  | 291.798                         |                   |
|      | oct  | 12.784  | 49.566          | 34.763   | 84.329                          | 97.113            | oct  | 12.469 | 175.385   | 109.793         | 285.178  | 297.647                         |                   |
|      | nov  | 18.178  | 44.457          | 31.254   | 75.711                          | 93.889            | nov  | 10.987 | 187.887   | 117.600         | 305.487  | 316.474                         |                   |
|      | dic  | 9.751   | 41.175          | 37.102   | 78.277                          | 88.028            | dic  | 9.819  | 211.328   | 138.013         | 349.341  | 359.160                         |                   |
|      | ene  | 14.080  | 39.999          | 34.555   | 74.554                          | 88.634            | ene  | 12.654 | 186.601   | 111.113         | 297.714  | 310.368                         |                   |
|      | feb  | 8.623   | 38.689          | 33.831   | 72.520                          | 81.143            | feb  | 9.716  | 189.266   | 113.126         | 302.392  | 312.108                         |                   |
|      | mar  | 8.925   | 48.453          | 40.376   | 88.829                          | 97.754            | mar  | 14.136 | 237.390   | 135.696         | 373.086  | 387.222                         |                   |
|      | abr  | 13.494  | 49.352          | 43.534   | 92.886                          | 106.380           | abr  | 14.604 | 191.520   | 121.983         | 313.503  | 328.107                         |                   |
|      | may  | 7.801   | 45.778          | 41.183   | 86.961                          | 94.762            | may  | 11.671 | 232.583   | 147.931         | 380.514  | 392.185                         |                   |
|      | jun  | 7.556   | 48.196          | 52.271   | 100.467                         | 108.023           | jun  | 9.031  | 236.642   | 149.536         | 386.178  | 395.209                         |                   |
| 2017 | jul  | 10.566  | 50.050          | 77.115   | 127.165                         | 137.731           | jul  | 10.966 | 247.533   | 161.051         | 408.584  | 419.550                         |                   |
|      | ago  | 10.750  | 47.977          | 75.665   | 123.642                         | 134.392           | ago  | 12.793 | 249.683   | 168.731         | 418.414  | 431.207                         |                   |
|      | sept | 36.898  | 46.148          | 66.327   | 112.475                         | 149.373           | sept | 12.435 | 222.854   | 140.027         | 362.881  | 375.316                         |                   |
|      | oct  | 79.704  | 55.371          | 81.978   | 137.349                         | 217.053           | oct  | 16.520 | 218.682   | 135.560         | 354.242  | 370.762                         |                   |
|      | nov  | 11.097  | 56.072          | 80.760   | 136.832                         | 147.929           | nov  | 11.791 | 227.434   | 137.171         | 364.605  | 376.396                         |                   |
|      | dic  | 9.180   | 52.315          | 87.059   | 139.374                         | 148.554           | dic  | 9.997  | 261.230   | 155.249         | 416.479  | 426.476                         |                   |

- Información obtenida del Sistema de Gestión de Portabilidad (SGP)

- La información de modalidad de telefonía móvil (pre, postpago), corresponde al servicio que el cliente tenía en la empresa donante. No necesariamente se mantiene la misma modalidad en la empresa receptora.

## Resumen General de Portabilidad

( 28 de febrero de 2021 )

| Año  | Mes  | T. Fija y T. V.S.I.                    | Telefonía Móvil   |                   | Total Portaciones | Año               | Mes  | T. Fija y T. V.S.I.             | Telefonía Móvil                        |         | Total Portaciones |          |                                 |
|------|------|--|-------------------|-------------------|-------------------|-------------------|------|---------------------------------|--|---------|-------------------|----------|---------------------------------|
|      |      | Total Portaciones Hacia Fijas y V.S.I. | Prepago           | Postpago          |                   |                   |      | Total Portaciones Hacia Móviles | Total Portaciones Hacia Fijas y V.S.I. | Prepago |                   | Postpago | Total Portaciones Hacia Móviles |
| 2018 | ene  | 9.015                                  | 241.871           | 147.127           | 388.998           | 398.013           | 2021 | ene                             | 8.654                                  | 84.509  | 143.315           | 227.824  | 236.478                         |
|      | feb  | 6.997                                  | 182.084           | 135.371           | 317.455           | 324.452           |      | feb                             | 9.647                                  | 91.313  | 166.931           | 258.244  | 267.891                         |
|      | mar  | 9.743                                  | 192.338           | 138.211           | 330.549           | 340.292           |      | mar                             |  |         |                   |          |                                 |
|      | abr  | 9.024                                  | 201.458           | 146.528           | 347.986           | 357.010           |      | abr                             |  |         |                   |          |                                 |
|      | may  | 10.283                                 | 201.998           | 149.418           | 351.416           | 361.699           |      | may                             |  |         |                   |          |                                 |
|      | jun  | 10.049                                 | 196.357           | 154.847           | 351.204           | 361.253           |      | jun                             |  |         |                   |          |                                 |
|      | jul  | 8.338                                  | 173.524           | 145.903           | 319.427           | 327.765           |      | jul                             |  |         |                   |          |                                 |
|      | ago  | 11.064                                 | 152.655           | 160.550           | 313.205           | 324.269           |      | ago                             |  |         |                   |          |                                 |
|      | sept | 6.224                                  | 116.482           | 131.254           | 247.736           | 253.960           |      | sept                            |  |         |                   |          |                                 |
|      | oct  | 7.110                                  | 136.860           | 158.174           | 295.034           | 302.144           |      | oct                             |  |         |                   |          |                                 |
|      | nov  | 8.755                                  | 128.985           | 156.738           | 285.723           | 294.478           |      | nov                             |  |         |                   |          |                                 |
|      | dic  | 26.537                                 | 151.618           | 172.963           | 324.581           | 351.118           |      | dic                             |  |         |                   |          |                                 |
| 2019 | ene  | 7.539                                  | 130.841           | 159.370           | 290.211           | 297.750           |      |                                 |  |         |                   |          |                                 |
|      | feb  | 8.552                                  | 115.956           | 146.420           | 262.376           | 270.928           |      |                                 |  |         |                   |          |                                 |
|      | mar  | 8.835                                  | 134.830           | 169.643           | 304.473           | 313.308           |      |                                 |  |         |                   |          |                                 |
|      | abr  | 9.948                                  | 117.014           | 160.641           | 277.655           | 287.603           |      |                                 |  |         |                   |          |                                 |
|      | may  | 7.729                                  | 118.252           | 162.099           | 280.351           | 288.080           |      |                                 |  |         |                   |          |                                 |
|      | jun  | 10.800                                 | 114.752           | 156.442           | 271.194           | 281.994           |      |                                 |  |         |                   |          |                                 |
|      | jul  | 7.953                                  | 129.866           | 177.339           | 307.205           | 315.158           |      |                                 |  |         |                   |          |                                 |
|      | ago  | 9.397                                  | 125.002           | 177.903           | 302.905           | 312.302           |      |                                 |  |         |                   |          |                                 |
|      | sept | 5.219                                  | 105.620           | 141.057           | 246.677           | 251.896           |      |                                 |  |         |                   |          |                                 |
|      | oct  | 12.004                                 | 109.489           | 142.777           | 252.266           | 264.270           |      |                                 |  |         |                   |          |                                 |
|      | nov  | 7.031                                  | 101.835           | 153.553           | 255.388           | 262.419           |      |                                 |  |         |                   |          |                                 |
|      | dic  | 8.720                                  | 123.886           | 188.303           | 312.189           | 320.909           |      |                                 |  |         |                   |          |                                 |
| 2020 | ene  | 9.978                                  | 110.587           | 176.703           | 287.290           | 297.268           |      |                                 |  |         |                   |          |                                 |
|      | feb  | 6.859                                  | 106.164           | 180.406           | 286.570           | 293.429           |      |                                 |  |         |                   |          |                                 |
|      | mar  | 6.653                                  | 89.211            | 132.811           | 222.022           | 228.675           |      |                                 |  |         |                   |          |                                 |
|      | abr  | 7.983                                  | 61.710            | 102.838           | 164.548           | 172.531           |      |                                 |  |         |                   |          |                                 |
|      | may  | 13.407                                 | 65.840            | 138.436           | 204.276           | 217.683           |      |                                 |  |         |                   |          |                                 |
|      | jun  | 7.752                                  | 71.029            | 158.682           | 229.711           | 237.463           |      |                                 |  |         |                   |          |                                 |
|      | jul  | 13.595                                 | 88.319            | 194.478           | 282.797           | 296.392           |      |                                 |  |         |                   |          |                                 |
|      | ago  | 5.523                                  | 92.915            | 170.776           | 263.691           | 269.214           |      |                                 |  |         |                   |          |                                 |
|      | sept | 10.767                                 | 92.759            | 166.915           | 259.674           | 270.441           |      |                                 |  |         |                   |          |                                 |
|      | oct  | 10.809                                 | 108.565           | 182.935           | 291.500           | 302.309           |      |                                 |  |         |                   |          |                                 |
|      | nov  | 8.425                                  | 112.261           | 176.240           | 288.501           | 296.926           |      |                                 |  |         |                   |          |                                 |
|      | dic  | 6.718                                  | 116.293           | 165.548           | 281.841           | 288.559           |      |                                 |  |         |                   |          |                                 |
|      |      | <b>1.170.575</b>                       | <b>11.672.019</b> | <b>11.512.909</b> | <b>23.184.928</b> | <b>24.355.503</b> |      |                                 |  |         |                   |          |                                 |

- Información obtenida del Sistema de Gestión de Portabilidad (SGP)

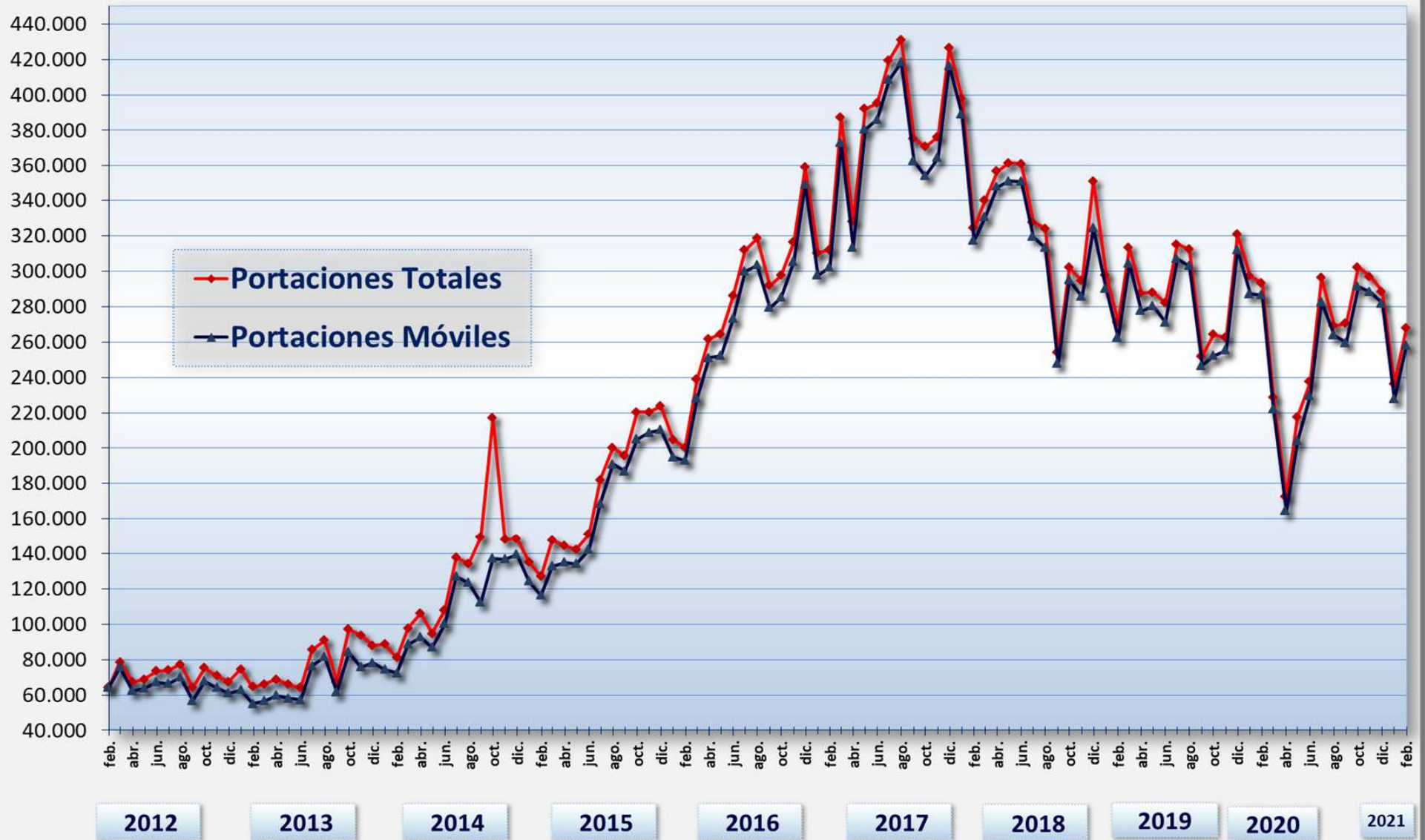
- La información de modalidad de telefonía móvil (pre, postpago), corresponde al servicio que el cliente tenía en la empresa donante. No necesariamente se mantiene la misma modalidad en la empresa receptora.

## Portabilidad Entre Servicios

( 28 de febrero de 2021 )

| Año  | Mes  | Fijo a Móvil  | Fijo a VSI    | Móvil a Fijo  | Móvil a VSI  | VSI a Fijo   | VSI a Móvil | Total         |
|------|------|---------------|---------------|---------------|--------------|--------------|-------------|---------------|
| 2016 | sept | 480           | 909           | 195           | 111          | 4            | 0           | 1.699         |
|      | oct  | 296           | 1.284         | 1.173         | 0            | 5            | 0           | 2.758         |
|      | nov  | 254           | 291           | 924           | 0            | 7            | 0           | 1.476         |
|      | dic  | 327           | 54            | 814           | 2            | 7            | 0           | 1.204         |
| 2017 | ene  | 264           | 149           | 662           | 0            | 10           | 0           | 1.085         |
|      | feb  | 272           | 91            | 750           | 0            | 18           | 0           | 1.131         |
|      | mar  | 248           | 67            | 1.498         | 0            | 15           | 0           | 1.828         |
|      | abr  | 195           | 279           | 1.300         | 0            | 12           | 0           | 1.786         |
|      | may  | 176           | 45            | 1.115         | 0            | 14           | 0           | 1.350         |
|      | jun  | 196           | 96            | 715           | 0            | 10           | 0           | 1.017         |
|      | jul  | 202           | 122           | 526           | 0            | 8            | 1           | 859           |
|      | ago  | 205           | 189           | 539           | 1            | 46           | 0           | 980           |
|      | sept | 153           | 99            | 746           | 0            | 8            | 0           | 1.006         |
|      | oct  | 158           | 844           | 977           | 168          | 10           | 0           | 2.157         |
|      | nov  | 187           | 307           | 876           | 0            | 10           | 0           | 1.380         |
|      | dic  | 190           | 72            | 528           | 0            | 7            | 0           | 797           |
| 2018 | ene  | 579           | 81            | 679           | 0            | 2            | 0           | 1.341         |
|      | feb  | 212           | 13            | 481           | 1            | 2            | 0           | 709           |
|      | mar  | 311           | 229           | 426           | 0            | 4            | 0           | 970           |
|      | abr  | 298           | 614           | 222           | 0            | 9            | 1           | 1.144         |
|      | may  | 482           | 339           | 120           | 7            | 14           | 1           | 963           |
|      | jun  | 274           | 310           | 79            | 0            | 109          | 1           | 773           |
|      | jul  | 275           | 96            | 74            | 3            | 11           | 0           | 459           |
|      | ago  | 458           | 507           | 188           | 2            | 13           | 1           | 1.169         |
|      | sept | 351           | 556           | 58            | 4            | 11           | 0           | 980           |
|      | oct  | 426           | 117           | 41            | 5            | 11           | 1           | 601           |
|      | nov  | 400           | 287           | 348           | 1            | 19           | 0           | 1.055         |
|      | dic  | 516           | 255           | 26            | 3            | 10           | 0           | 810           |
| 2019 | ene  | 537           | 438           | 129           | 12           | 36           | 0           | 1.152         |
|      | feb  | 485           | 286           | 274           | 4            | 19           | 1           | 1.069         |
|      | mar  | 641           | 23            | 343           | 171          | 20           | 0           | 1.198         |
|      | abr  | 517           | 137           | 95            | 204          | 23           | 0           | 976           |
|      | may  | 466           | 29            | 53            | 122          | 17           | 0           | 687           |
|      | jun  | 545           | 867           | 268           | 1            | 13           | 0           | 1.694         |
|      | jul  | 915           | 77            | 269           | 25           | 72           | 0           | 1.358         |
|      | ago  | 1.501         | 714           | 128           | 228          | 45           | 0           | 2.616         |
|      | sept | 1.244         | 229           | 49            | 2            | 6            | 0           | 1.530         |
|      | oct  | 1.265         | 1.544         | 144           | 0            | 258          | 1           | 3.212         |
|      | nov  | 946           | 29            | 323           | 1            | 6            | 1           | 1.306         |
|      | dic  | 1.544         | 106           | 31            | 472          | 5            | 0           | 2.158         |
| 2020 | ene  | 1.696         | 480           | 236           | 364          | 12           | 1           | 2.789         |
|      | feb  | 908           | 627           | 340           | 95           | 11           | 0           | 1.981         |
|      | mar  | 517           | 380           | 57            | 113          | 6            | 0           | 1.073         |
|      | abr  | 141           | 1.926         | 34            | 4            | 9            | 0           | 2.114         |
|      | may  | 366           | 1.571         | 135           | 2            | 6            | 0           | 2.080         |
|      | jun  | 479           | 779           | 52            | 1            | 105          | 1           | 1.417         |
|      | jul  | 553           | 806           | 19            | 2            | 6            | 0           | 1.386         |
|      | ago  | 787           | 366           | 35            | 112          | 22           | 0           | 1.322         |
|      | sept | 1.069         | 415           | 415           | 654          | 14           | 0           | 2.567         |
|      | oct  | 975           | 731           | 417           | 34           | 27           | 1           | 2.185         |
|      | nov  | 1.313         | 1.131         | 239           | 494          | 26           | 1           | 3.204         |
|      | dic  | 969           | 1.280         | 140           | 608          | 13           | 0           | 3.010         |
| 2021 | ene  | 459           | 1.543         | 243           | 1.164        | 29           | 0           | 3.438         |
|      | feb  | 339           | 1.342         | 96            | 977          | 20           | 0           | 2.774         |
|      |      | <b>29.562</b> | <b>26.158</b> | <b>20.644</b> | <b>6.174</b> | <b>1.232</b> | <b>13</b>   | <b>81.009</b> |

## Total de Portaciones por Mes

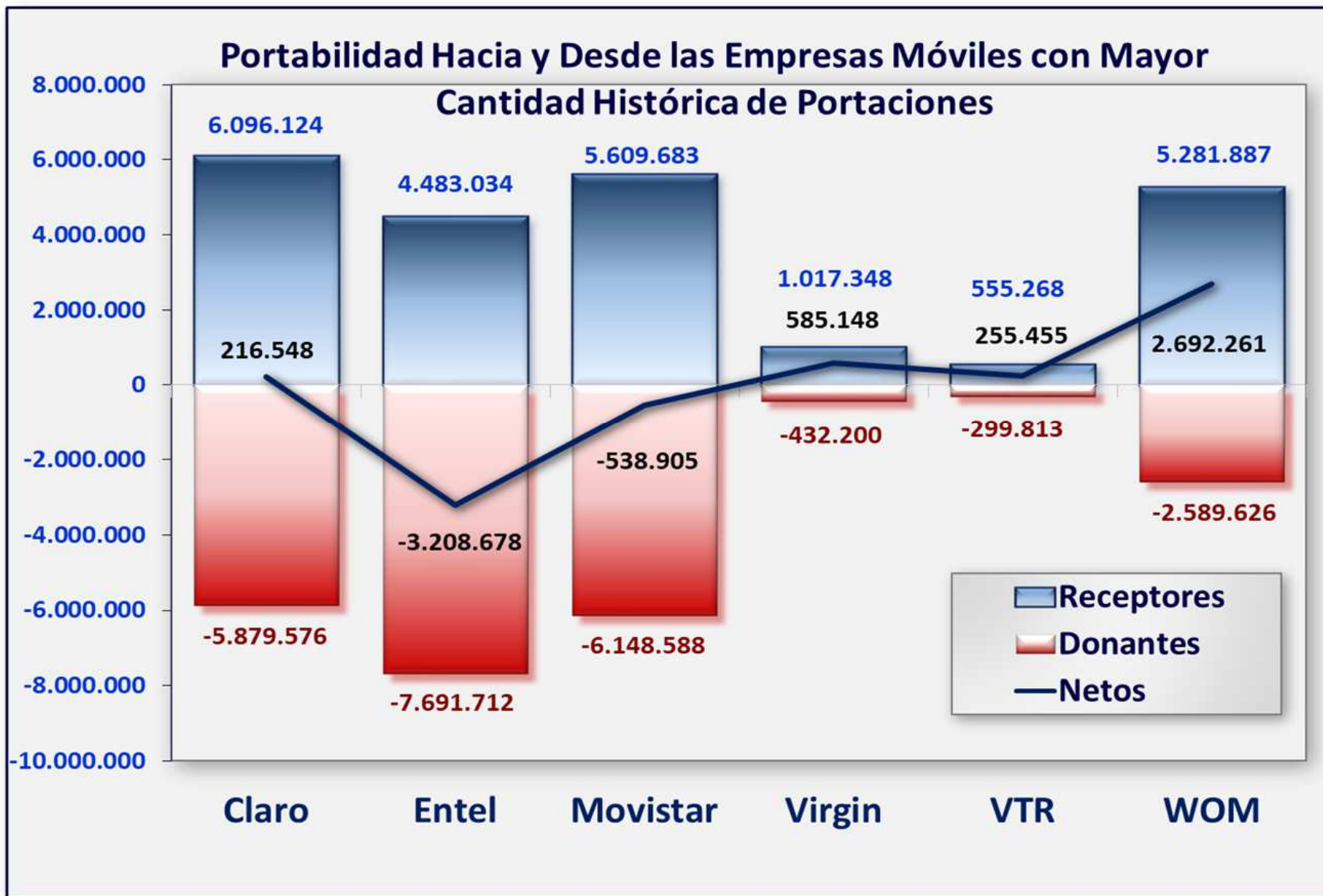


- Información al 28 de febrero de 2021

- Información obtenida del Sistema de Gestión de Portabilidad (SGP)

**Resumen Histórico de Portabilidad por Empresa****( 28 de febrero de 2021 )**

|   | <b>Empresa</b>           | <b>Receptor</b>             | <b>Donante</b>    | <b>Neto</b>       |               |
|---|--------------------------|-----------------------------|-------------------|-------------------|---------------|
| <b>Empresas T. Móvil</b>                        | Telestar                 | 6.485                       | 1.048             | 5.437             |               |
|   | Netline                  | 3.096                       | 2.734             | 362               |               |
|   | WOM                      | 5.281.887                   | 2.589.626         | 2.692.261         |               |
|   | Movistar                 | 5.609.683                   | 6.148.588         | -538.905          |               |
|   | GTD Móvil                | 12.010                      | 10.896            | 1.114             |               |
|   | Mobilink                 | 130                         | 0                 | 130               |               |
|   | Claro                    | 6.096.124                   | 5.879.576         | 216.548           |               |
|   | Entel                    | 4.483.034                   | 7.691.712         | -3.208.678        |               |
|   | VTR                      | 555.268                     | 299.813           | 255.455           |               |
|   | Virgin                   | 1.017.348                   | 432.200           | 585.148           |               |
|   | Falabella                | 89.962                      | 109.403           | -19.441           |               |
|   | OPS                      | 4.987                       | 51                | 4.936             |               |
|   | Simple                   | 21.550                      | 16.339            | 5.211             |               |
|   | Mundo                    | 3.364                       | 185               | 3.179             |               |
|   | <b>Total Móviles</b>     | <b>23.184.928</b>           | <b>23.182.171</b> | <b>2.757</b>      |               |
| <b>Empresas T. Fija y T. Voz sobre Internet</b> | Netline                  | 15.256                      | 5.385             | 9.871             |               |
|   | Telestar                 | 4.612                       | 6.675             | -2.063            |               |
|   | Pronto IP                | 650                         | 238               | 412               |               |
|   | CMET                     | 2.049                       | 10.838            | -8.789            |               |
|   | Telsur                   | 35.124                      | 22.523            | 12.601            |               |
|   | Movistar                 | 175.169                     | 570.253           | -395.084          |               |
|   | Telcoy                   | 545                         | 148               | 397               |               |
|   | GTD Manquehue            | 25.841                      | 46.047            | -20.206           |               |
|   | Claro                    | 149.519                     | 144.132           | 5.387             |               |
|   | Fullcom                  | 1.064                       | 1.095             | -31               |               |
|   | Entel                    | 381.286                     | 153.998           | 227.288           |               |
|   | GTD Telesat              | 113.943                     | 81.350            | 32.593            |               |
|   | CTR                      | 677                         | 528               | 149               |               |
|   | VTR                      | 153.142                     | 119.348           | 33.794            |               |
|   | Will                     | 0                           | 8                 | -8                |               |
|   | Companion                | 3.339                       | 1.031             | 2.308             |               |
|   | Netel                    | 1.365                       | 108               | 1.257             |               |
|   | Netglobalis              | 13.853                      | 4.525             | 9.328             |               |
|   | RTC                      | 57                          | 5                 | 52                |               |
|   | Convergía                | 5.792                       | 1.502             | 4.290             |               |
|   | Stel                     | 201                         | 118               | 83                |               |
|   | Redvoiss                 | 50.132                      | 1.409             | 48.723            |               |
|   | Parallel                 | 945                         | 206               | 739               |               |
|   | Net Uno                  | 2.197                       | 520               | 1.677             |               |
|   | Telefónica Movable       | 1                           | 0                 | 1                 |               |
|   | Companion VOIP (VSI)     | 43                          | 37                | 6                 |               |
|   | Mundo Pacifico (VSI)     | 5.798                       | 563               | 5.235             |               |
|   | Telsur (VSI)             | 5                           | 4                 | 1                 |               |
|   | Parallel (VSI)           | 102                         | 1                 | 101               |               |
|   | Servicios Internet (VSI) | 3.844                       | 39                | 3.805             |               |
|   | Nomade (VSI)             | 100                         | 98                | 2                 |               |
|   | VOIP Analysis (VSI)      | 1.202                       | 0                 | 1.202             |               |
|   | GTD Telesat (VSI)        | 0                           | 101               | -101              |               |
|   | Caudales (VSI)           | 8.031                       | 436               | 7.595             |               |
|   | New Border (VSI)         | 1.688                       | 12                | 1.676             |               |
|   | Movilip (VSI)            | 3.843                       | 0                 | 3.843             |               |
|   | Fibersat (VSI)           | 10                          | 31                | -21               |               |
|   | Servicios SPA (VSI)      | 4.107                       | 1                 | 4.106             |               |
|   | VTR (VSI)                | 0                           | 3                 | -3                |               |
|   | Convergía Telecom (VSI)  | 1                           | 2                 | -1                |               |
|   | Orbyta (VSI)             | 2.318                       | 3                 | 2.315             |               |
|   | Redvoiss (VSI)           | 0                           | 1                 | -1                |               |
|   | HablaIP (VSI)            | 109                         | 0                 | 109               |               |
|   | Inticotel (VSI)          | 7                           | 0                 | 7                 |               |
|   | Industel (VSI)           | 2.565                       | 10                | 2.555             |               |
|   | ITD (VSI)                | 3                           | 0                 | 3                 |               |
|   | Jumper Telecom (VSI)     | 40                          | 0                 | 40                |               |
|   |                          | <b>Total Fijas y V.S.I.</b> | <b>1.170.575</b>  | <b>1.173.332</b>  | <b>-2.757</b> |
|   |                          | <b>Totales</b>              | <b>24.355.503</b> | <b>24.355.503</b> | <b>0</b>      |



- Información al 28 de febrero de 2021

- Información obtenida del Sistema de Gestión de Portabilidad (SGP)



**Resumen Acumulado de Portabilidad Hacia Empresas Móviles**

( 28 de febrero de 2021 )

|                                    |                          | Receptores Móviles |                  |                  |               |            |                  |                  |                |                  |                |               |              |              |                   | Total Donantes<br>(Ver Nota 1) |
|------------------------------------|--------------------------|--------------------|------------------|------------------|---------------|------------|------------------|------------------|----------------|------------------|----------------|---------------|--------------|--------------|-------------------|--------------------------------|
|                                    |                          | Telestar           | Netline          | WOM              | Movistar      | GTD Móvil  | Mobilink         | Claro            | Entel          | VTR              | Virgin         | Falabella     | Simple       | OPS          | Mundo             |                                |
| Donantes Móviles                   | Telestar                 | 0                  | 3                | 39               | 242           | 2          | 0                | 312              | 251            | 6                | 182            | 6             | 5            | 0            | 0                 | 1.048                          |
|                                    | Netline                  | 7                  | 0                | 133              | 361           | 2          | 0                | 310              | 232            | 41               | 261            | 10            | 17           | 0            | 0                 | 1.374                          |
|                                    | WOM                      | 31                 | 118              | 0                | 862.979       | 460        | 0                | 795.736          | 746.473        | 73.996           | 101.707        | 3.316         | 2.658        | 0            | 808               | 2.588.282                      |
|                                    | Movistar                 | 2.479              | 858              | 1.554.219        | 0             | 3.823      | 30               | 2.232.118        | 1.870.208      | 167.256          | 281.550        | 24.136        | 5.012        | 1.633        | 539               | 6.143.861                      |
|                                    | GTD Móvil                | 2                  | 2                | 2.587            | 3.672         | 0          | 0                | 1.861            | 2.195          | 305              | 208            | 24            | 8            | 0            | 0                 | 10.864                         |
|                                    | Mobilink                 | 0                  | 0                | 0                | 0             | 0          | 0                | 0                | 0              | 0                | 0              | 0             | 0            | 0            | 0                 | 0                              |
|                                    | Claro                    | 1.630              | 846              | 1.644.084        | 2.093.221     | 2.636      | 14               | 0                | 1.681.807      | 124.448          | 301.425        | 20.780        | 3.364        | 596          | 481               | 5.875.332                      |
|                                    | Entel                    | 2.107              | 1.051            | 1.814.469        | 2.432.983     | 4.166      | 86               | 2.882.462        | 0              | 173.339          | 318.727        | 38.389        | 6.613        | 1.423        | 1.410             | 7.677.225                      |
|                                    | VTR                      | 15                 | 32               | 78.216           | 79.687        | 160        | 0                | 59.500           | 76.001         | 0                | 4.697          | 746           | 246          | 0            | 87                | 299.387                        |
|                                    | Virgin                   | 138                | 160              | 155.251          | 95.319        | 183        | 0                | 98.487           | 70.451         | 6.334            | 0              | 2.489         | 3.238        | 0            | 32                | 432.082                        |
|                                    | Falabella                | 27                 | 13               | 24.703           | 21.435        | 41         | 0                | 22.778           | 31.671         | 1.733            | 6.711          | 0             | 268          | 0            | 0                 | 109.380                        |
|                                    | Simple                   | 0                  | 2                | 7.122            | 3.327         | 3          | 0                | 2.056            | 2.162          | 92               | 1.528          | 34            | 0            | 0            | 7                 | 16.333                         |
|                                    | OPS                      | 0                  | 0                | 0                | 0             | 0          | 0                | 0                | 0              | 0                | 0              | 0             | 0            | 0            | 0                 | 0                              |
|                                    | Mundo                    | 0                  | 0                | 24               | 85            | 0          | 0                | 16               | 32             | 21               | 4              | 0             | 3            | 0            | 0                 | 185                            |
|                                    | Donantes Fijas           | Netline            | 0                | 5                | 0             | 0          | 0                | 0                | 0              | 2                | 0              | 0             | 0            | 0            | 0                 | 7                              |
|                                    |                          | Telestar           | 0                | 0                | 1             | 0          | 0                | 0                | 0              | 0                | 0              | 0             | 0            | 0            | 0                 | 1                              |
| Pronto IP                          |                          | 0                  | 0                | 0                | 0             | 0          | 0                | 0                | 1              | 0                | 0              | 0             | 0            | 0            | 1                 |                                |
| CMET                               |                          | 0                  | 0                | 6                | 4             | 0          | 0                | 5                | 5              | 6                | 3              | 0             | 1            | 0            | 30                |                                |
| Telsur                             |                          | 0                  | 0                | 27               | 18            | 468        | 0                | 18               | 48             | 17               | 7              | 0             | 1            | 0            | 604               |                                |
| Movistar                           |                          | 0                  | 0                | 488              | 16.039        | 12         | 0                | 180              | 619            | 215              | 102            | 8             | 32           | 0            | 17.695            |                                |
| Telcoy                             |                          | 0                  | 0                | 0                | 2             | 36         | 0                | 0                | 1              | 0                | 0              | 0             | 0            | 0            | 39                |                                |
| GTD Manquehue                      |                          | 0                  | 0                | 16               | 16            | 8          | 0                | 8                | 37             | 11               | 5              | 0             | 1            | 504          | 606               |                                |
| Claro                              |                          | 0                  | 0                | 39               | 21            | 2          | 0                | 108              | 39             | 25               | 12             | 2             | 3            | 231          | 482               |                                |
| Fullcom                            |                          | 0                  | 6                | 2                | 0             | 0          | 0                | 0                | 1              | 0                | 0              | 0             | 0            | 0            | 9                 |                                |
| Entel                              |                          | 0                  | 0                | 259              | 163           | 4          | 0                | 88               | 597            | 151              | 127            | 18            | 49           | 400          | 1.856             |                                |
| GTD Telesat                        |                          | 0                  | 0                | 0                | 2             | 1          | 0                | 0                | 2              | 0                | 0              | 0             | 0            | 200          | 205               |                                |
| CTR                                |                          | 0                  | 0                | 0                | 3             | 0          | 0                | 0                | 3              | 0                | 0              | 0             | 0            | 0            | 6                 |                                |
| VTR                                |                          | 0                  | 0                | 198              | 100           | 3          | 0                | 81               | 192            | 7.268            | 86             | 4             | 29           | 0            | 7.961             |                                |
| Willi                              |                          | 0                  | 0                | 0                | 0             | 0          | 0                | 0                | 0              | 0                | 0              | 0             | 0            | 0            | 0                 |                                |
| Companion                          |                          | 0                  | 0                | 0                | 0             | 0          | 0                | 0                | 0              | 0                | 0              | 0             | 0            | 0            | 0                 |                                |
| Netel                              |                          | 0                  | 0                | 0                | 0             | 0          | 0                | 0                | 2              | 0                | 0              | 0             | 0            | 0            | 2                 |                                |
| Netglobalis                        |                          | 0                  | 0                | 0                | 0             | 0          | 0                | 0                | 0              | 0                | 0              | 0             | 0            | 0            | 0                 |                                |
| RTC                                |                          | 0                  | 0                | 0                | 0             | 0          | 0                | 0                | 0              | 0                | 0              | 0             | 0            | 0            | 0                 |                                |
| Convergía                          |                          | 0                  | 0                | 0                | 0             | 0          | 0                | 0                | 0              | 0                | 0              | 0             | 0            | 0            | 0                 |                                |
| Stel                               | 0                        | 0                  | 0                | 0                | 0             | 0          | 0                | 0                | 0              | 0                | 0              | 0             | 0            | 0            |                   |                                |
| Redvoiss                           | 49                       | 0                  | 2                | 0                | 0             | 0          | 0                | 0                | 2              | 4                | 0              | 0             | 0            | 57           |                   |                                |
| Paralel                            | 0                        | 0                  | 0                | 1                | 0             | 0          | 0                | 0                | 0              | 0                | 0              | 0             | 0            | 1            |                   |                                |
| Net Uno                            | 0                        | 0                  | 0                | 0                | 0             | 0          | 0                | 0                | 0              | 0                | 0              | 0             | 0            | 0            |                   |                                |
| Telefónica Móvil                   | 0                        | 0                  | 0                | 0                | 0             | 0          | 0                | 0                | 0              | 0                | 0              | 0             | 0            | 0            |                   |                                |
| Donantes VSI                       | Companion VOIP (VSI)     | 0                  | 0                | 0                | 0             | 0          | 0                | 0                | 0              | 0                | 0              | 0             | 0            | 0            | 0                 |                                |
|                                    | Mundo Pacifico (VSI)     | 0                  | 0                | 2                | 2             | 0          | 0                | 0                | 1              | 0                | 1              | 0             | 2            | 0            | 8                 |                                |
|                                    | Telsur (VSI)             | 0                  | 0                | 0                | 0             | 0          | 0                | 0                | 0              | 0                | 0              | 0             | 0            | 0            | 0                 |                                |
|                                    | Paralel (VSI)            | 0                  | 0                | 0                | 0             | 0          | 0                | 0                | 0              | 0                | 0              | 0             | 0            | 0            | 0                 |                                |
|                                    | Servicios Internet (VSI) | 0                  | 0                | 0                | 0             | 0          | 0                | 0                | 0              | 1                | 0              | 0             | 0            | 0            | 1                 |                                |
|                                    | Nomade (VSI)             | 0                  | 0                | 0                | 0             | 0          | 0                | 0                | 0              | 0                | 0              | 0             | 0            | 0            | 0                 |                                |
|                                    | VOIP Analysis (VSI)      | 0                  | 0                | 0                | 0             | 0          | 0                | 0                | 0              | 0                | 0              | 0             | 0            | 0            | 0                 |                                |
|                                    | GTD Telesat (VSI)        | 0                  | 0                | 0                | 0             | 0          | 0                | 0                | 0              | 0                | 0              | 0             | 0            | 0            | 0                 |                                |
|                                    | Cadales (VSI)            | 0                  | 0                | 0                | 1             | 0          | 0                | 0                | 1              | 0                | 0              | 0             | 0            | 0            | 2                 |                                |
|                                    | New Border (VSI)         | 0                  | 0                | 0                | 0             | 0          | 0                | 0                | 0              | 0                | 0              | 0             | 0            | 0            | 0                 |                                |
|                                    | Movillip (VSI)           | 0                  | 0                | 0                | 0             | 0          | 0                | 0                | 0              | 0                | 0              | 0             | 0            | 0            | 0                 |                                |
|                                    | Fibersat (VSI)           | 0                  | 0                | 0                | 0             | 0          | 0                | 0                | 0              | 0                | 0              | 0             | 0            | 0            | 0                 |                                |
|                                    | Servicios SPA (VSI)      | 0                  | 0                | 0                | 0             | 0          | 0                | 0                | 0              | 0                | 0              | 0             | 0            | 0            | 0                 |                                |
|                                    | VTR (VSI)                | 0                  | 0                | 0                | 0             | 0          | 0                | 0                | 0              | 2                | 0              | 0             | 0            | 0            | 2                 |                                |
|                                    | Convergía Telecom (VSI)  | 0                  | 0                | 0                | 0             | 0          | 0                | 0                | 0              | 0                | 0              | 0             | 0            | 0            | 0                 |                                |
|                                    | Orbyta (VSI)             | 0                  | 0                | 0                | 0             | 0          | 0                | 0                | 0              | 0                | 0              | 0             | 0            | 0            | 0                 |                                |
|                                    | Redvoiss (VSI)           | 0                  | 0                | 0                | 0             | 0          | 0                | 0                | 0              | 0                | 0              | 0             | 0            | 0            | 0                 |                                |
|                                    | HablaIP (VSI)            | 0                  | 0                | 0                | 0             | 0          | 0                | 0                | 0              | 0                | 0              | 0             | 0            | 0            | 0                 |                                |
|                                    | Inticotel (VSI)          | 0                  | 0                | 0                | 0             | 0          | 0                | 0                | 0              | 0                | 0              | 0             | 0            | 0            | 0                 |                                |
|                                    | Industel (VSI)           | 0                  | 0                | 0                | 0             | 0          | 0                | 0                | 0              | 0                | 0              | 0             | 0            | 0            | 0                 |                                |
| ITD (VSI)                          | 0                        | 0                  | 0                | 0                | 0             | 0          | 0                | 0                | 0              | 0                | 0              | 0             | 0            | 0            |                   |                                |
| Jumper Telecom (VSI)               | 0                        | 0                  | 0                | 0                | 0             | 0          | 0                | 0                | 0              | 0                | 0              | 0             | 0            | 0            |                   |                                |
| <b>Total Receptores</b>            | <b>6.485</b>             | <b>3.096</b>       | <b>5.281.887</b> | <b>5.609.683</b> | <b>12.010</b> | <b>130</b> | <b>6.096.124</b> | <b>4.483.034</b> | <b>555.268</b> | <b>1.017.348</b> | <b>89.962</b>  | <b>21.550</b> | <b>4.987</b> | <b>3.364</b> | <b>23.184.928</b> |                                |
| %                                  | 0,03%                    | 0,01%              | 22,78%           | 24,20%           | 0,05%         | 0,00%      | 26,29%           | 19,34%           | 2,39%          | 4,39%            | 0,39%          | 0,09%         | 0,02%        | 0,01%        | 100%              |                                |
| <b>Total Donantes (Ver Nota 2)</b> | <b>1.048</b>             | <b>2.734</b>       | <b>2.589.626</b> | <b>6.148.588</b> | <b>10.896</b> | <b>0</b>   | <b>5.879.576</b> | <b>7.691.712</b> | <b>299.813</b> | <b>432.200</b>   | <b>109.403</b> | <b>16.339</b> | <b>51</b>    | <b>185</b>   | <b>23.182.171</b> |                                |
| Netos                              | 5.437                    | 362                | 2.692.261        | -538.905         | 1.114         | 130        | 216.548          | -3.208.678       | 255.455        | 585.148          | -19.441        | 5.211         | 4.936        | 3.179        | 2.757             |                                |

Información obtenida del Sistema de Gestión de Portabilidad (SGP)

Nota 1: Total de donantes sólo hacia empresas móviles

Nota 2: Total de donantes hacia todas las empresas: fijas, móviles y VSI

## Resumen de Portabilidad Hacia Empresas Móviles el Último Mes

( 28 de febrero de 2021 )

|                             |                          | Receptores |         |        |          |           |          |         |        |       |        |        |       | Total Donantes<br>(Ver Nota 1) |        |
|-----------------------------|--------------------------|------------|---------|--------|----------|-----------|----------|---------|--------|-------|--------|--------|-------|--------------------------------|--------|
|                             |                          | Telestar   | Netline | WOM    | Movistar | GTD Móvil | Mobilink | Claro   | Entel  | VTR   | Virgin | Simple | OPS   |                                | Mundo  |
| Donantes Móviles            | Telestar                 | 0          | 0       | 0      | 0        | 0         | 0        | 0       | 0      | 0     | 0      | 0      | 0     | 0                              | 0      |
|                             | Netline                  | 0          | 0       | 0      | 0        | 0         | 0        | 5       | 0      | 0     | 0      | 0      | 0     | 0                              | 5      |
|                             | WOM                      | 0          | 0       | 0      | 31.473   | 0         | 0        | 18.173  | 21.386 | 1.192 | 944    | 60     | 0     | 383                            | 73.611 |
|                             | Movistar                 | 0          | 0       | 13.476 | 0        | 0         | 0        | 16.735  | 19.406 | 1.022 | 585    | 24     | 0     | 198                            | 51.446 |
|                             | GTD Móvil                | 0          | 0       | 11     | 23       | 0         | 0        | 1       | 22     | 0     | 1      | 0      | 0     | 0                              | 58     |
|                             | Mobilink                 | 0          | 0       | 0      | 0        | 0         | 0        | 0       | 0      | 0     | 0      | 0      | 0     | 0                              | 0      |
|                             | Claro                    | 0          | 0       | 12.934 | 18.076   | 0         | 0        | 0       | 13.452 | 772   | 540    | 34     | 0     | 205                            | 46.013 |
|                             | Entel                    | 0          | 0       | 24.632 | 28.454   | 1         | 0        | 23.084  | 0      | 1.072 | 903    | 46     | 0     | 277                            | 78.469 |
|                             | VTR                      | 0          | 0       | 1.096  | 1.924    | 0         | 0        | 709     | 1.563  | 0     | 31     | 4      | 0     | 25                             | 5.352  |
|                             | Virgin                   | 0          | 0       | 570    | 843      | 0         | 0        | 463     | 638    | 27    | 0      | 15     | 0     | 20                             | 2.576  |
|                             | Simple                   | 0          | 0       | 67     | 89       | 0         | 0        | 24      | 26     | 2     | 23     | 0      | 0     | 6                              | 237    |
|                             | OPS                      | 0          | 0       | 0      | 0        | 0         | 0        | 0       | 0      | 0     | 0      | 0      | 0     | 0                              | 0      |
|                             | Mundo                    | 0          | 0       | 21     | 72       | 0         | 0        | 13      | 19     | 11    | 0      | 2      | 0     | 0                              | 138    |
| Donantes Fijas              | Netline                  | 0          | 0       | 0      | 0        | 0         | 0        | 0       | 0      | 0     | 0      | 0      | 0     | 0                              |        |
|                             | Telestar                 | 0          | 0       | 0      | 0        | 0         | 0        | 0       | 0      | 0     | 0      | 0      | 0     | 0                              |        |
|                             | Pronto IP                | 0          | 0       | 0      | 0        | 0         | 0        | 0       | 0      | 0     | 0      | 0      | 0     | 0                              |        |
|                             | CMET                     | 0          | 0       | 0      | 0        | 0         | 0        | 0       | 0      | 0     | 0      | 0      | 0     | 0                              |        |
|                             | Telsur                   | 0          | 0       | 0      | 0        | 9         | 0        | 0       | 0      | 1     | 0      | 0      | 0     | 10                             |        |
|                             | Movistar                 | 0          | 0       | 1      | 122      | 0         | 0        | 1       | 4      | 5     | 0      | 3      | 0     | 0                              | 136    |
|                             | Telcoy                   | 0          | 0       | 0      | 0        | 0         | 0        | 0       | 0      | 0     | 0      | 0      | 0     | 0                              |        |
|                             | GTD Manquehue            | 0          | 0       | 0      | 0        | 0         | 0        | 0       | 0      | 0     | 0      | 0      | 0     | 0                              |        |
|                             | Claro                    | 0          | 0       | 0      | 0        | 0         | 0        | 1       | 0      | 0     | 0      | 0      | 0     | 1                              |        |
|                             | Fullcom                  | 0          | 0       | 0      | 0        | 0         | 0        | 0       | 0      | 0     | 0      | 0      | 0     | 0                              |        |
|                             | Entel                    | 0          | 0       | 2      | 0        | 0         | 0        | 1       | 13     | 6     | 0      | 3      | 0     | 25                             |        |
|                             | GTD Telesat              | 0          | 0       | 0      | 0        | 0         | 0        | 0       | 0      | 0     | 0      | 0      | 0     | 0                              |        |
|                             | CTR                      | 0          | 0       | 0      | 0        | 0         | 0        | 0       | 0      | 0     | 0      | 0      | 0     | 0                              |        |
|                             | VTR                      | 0          | 0       | 4      | 0        | 0         | 0        | 0       | 1      | 161   | 0      | 1      | 0     | 0                              | 167    |
|                             | Will                     | 0          | 0       | 0      | 0        | 0         | 0        | 0       | 0      | 0     | 0      | 0      | 0     | 0                              |        |
|                             | Companion                | 0          | 0       | 0      | 0        | 0         | 0        | 0       | 0      | 0     | 0      | 0      | 0     | 0                              |        |
|                             | Netel                    | 0          | 0       | 0      | 0        | 0         | 0        | 0       | 0      | 0     | 0      | 0      | 0     | 0                              |        |
|                             | Netglobalis              | 0          | 0       | 0      | 0        | 0         | 0        | 0       | 0      | 0     | 0      | 0      | 0     | 0                              |        |
|                             | RTC                      | 0          | 0       | 0      | 0        | 0         | 0        | 0       | 0      | 0     | 0      | 0      | 0     | 0                              |        |
|                             | Convergía                | 0          | 0       | 0      | 0        | 0         | 0        | 0       | 0      | 0     | 0      | 0      | 0     | 0                              |        |
| Stel                        | 0                        | 0          | 0       | 0      | 0        | 0         | 0        | 0       | 0      | 0     | 0      | 0      | 0     |                                |        |
| Redvoiss                    | 0                        | 0          | 0       | 0      | 0        | 0         | 0        | 0       | 0      | 0     | 0      | 0      | 0     |                                |        |
| Parallel                    | 0                        | 0          | 0       | 0      | 0        | 0         | 0        | 0       | 0      | 0     | 0      | 0      | 0     |                                |        |
| Net Uno                     | 0                        | 0          | 0       | 0      | 0        | 0         | 0        | 0       | 0      | 0     | 0      | 0      | 0     |                                |        |
| Telefónica Móvil            | 0                        | 0          | 0       | 0      | 0        | 0         | 0        | 0       | 0      | 0     | 0      | 0      | 0     |                                |        |
| Donantes VSI                | Companion VOIP (VSI)     | 0          | 0       | 0      | 0        | 0         | 0        | 0       | 0      | 0     | 0      | 0      | 0     | 0                              |        |
|                             | Mundo Pacifico (VSI)     | 0          | 0       | 0      | 0        | 0         | 0        | 0       | 0      | 0     | 0      | 0      | 0     | 0                              |        |
|                             | Telsur (VSI)             | 0          | 0       | 0      | 0        | 0         | 0        | 0       | 0      | 0     | 0      | 0      | 0     | 0                              |        |
|                             | Parallel (VSI)           | 0          | 0       | 0      | 0        | 0         | 0        | 0       | 0      | 0     | 0      | 0      | 0     | 0                              |        |
|                             | Servicios Internet (VSI) | 0          | 0       | 0      | 0        | 0         | 0        | 0       | 0      | 0     | 0      | 0      | 0     | 0                              |        |
|                             | Nomade (VSI)             | 0          | 0       | 0      | 0        | 0         | 0        | 0       | 0      | 0     | 0      | 0      | 0     | 0                              |        |
|                             | VOIP Analysis (VSI)      | 0          | 0       | 0      | 0        | 0         | 0        | 0       | 0      | 0     | 0      | 0      | 0     | 0                              |        |
|                             | GTD Telesat (VSI)        | 0          | 0       | 0      | 0        | 0         | 0        | 0       | 0      | 0     | 0      | 0      | 0     | 0                              |        |
|                             | Caudales (VSI)           | 0          | 0       | 0      | 0        | 0         | 0        | 0       | 0      | 0     | 0      | 0      | 0     | 0                              |        |
|                             | New Border (VSI)         | 0          | 0       | 0      | 0        | 0         | 0        | 0       | 0      | 0     | 0      | 0      | 0     | 0                              |        |
|                             | Movilip (VSI)            | 0          | 0       | 0      | 0        | 0         | 0        | 0       | 0      | 0     | 0      | 0      | 0     | 0                              |        |
|                             | Fibersat (VSI)           | 0          | 0       | 0      | 0        | 0         | 0        | 0       | 0      | 0     | 0      | 0      | 0     | 0                              |        |
|                             | Servicios SPA (VSI)      | 0          | 0       | 0      | 0        | 0         | 0        | 0       | 0      | 0     | 0      | 0      | 0     | 0                              |        |
|                             | VTR (VSI)                | 0          | 0       | 0      | 0        | 0         | 0        | 0       | 0      | 0     | 0      | 0      | 0     | 0                              |        |
|                             | Convergía Telecom (VSI)  | 0          | 0       | 0      | 0        | 0         | 0        | 0       | 0      | 0     | 0      | 0      | 0     | 0                              |        |
|                             | Orbyta (VSI)             | 0          | 0       | 0      | 0        | 0         | 0        | 0       | 0      | 0     | 0      | 0      | 0     | 0                              |        |
|                             | Redvoiss (VSI)           | 0          | 0       | 0      | 0        | 0         | 0        | 0       | 0      | 0     | 0      | 0      | 0     | 0                              |        |
|                             | HablalP (VSI)            | 0          | 0       | 0      | 0        | 0         | 0        | 0       | 0      | 0     | 0      | 0      | 0     | 0                              |        |
|                             | Inticotel (VSI)          | 0          | 0       | 0      | 0        | 0         | 0        | 0       | 0      | 0     | 0      | 0      | 0     | 0                              |        |
|                             | Industel (VSI)           | 0          | 0       | 0      | 0        | 0         | 0        | 0       | 0      | 0     | 0      | 0      | 0     | 0                              |        |
| ITD (VSI)                   | 0                        | 0          | 0       | 0      | 0        | 0         | 0        | 0       | 0      | 0     | 0      | 0      | 0     |                                |        |
| Jumper Telecom (VSI)        | 0                        | 0          | 0       | 0      | 0        | 0         | 0        | 0       | 0      | 0     | 0      | 0      | 0     |                                |        |
| Total Receptores            | 0                        | 0          | 52.814  | 81.076 | 10       | 0         | 59.210   | 56.530  | 4.271  | 3.027 | 192    | 0      | 1.114 | 258.244                        |        |
| %                           | 0,00%                    | 0,00%      | 20,45%  | 31,40% | 0,00%    | 0,00%     | 22,93%   | 21,89%  | 1,65%  | 1,17% | 0,07%  | 0,00%  | 0,43% | 100%                           |        |
| Total Donantes (Ver Nota 2) | 0                        | 5          | 73.911  | 51.463 | 58       | 0         | 46.013   | 79.207  | 5.370  | 2.576 | 237    | 0      | 138   | 258.978                        |        |
| Netos                       | 0                        | -5         | -21.097 | 29.613 | -48      | 0         | 13.197   | -22.677 | -1.099 | 451   | -45    | 0      | 976   | -734                           |        |

Información obtenida del Sistema de Gestión de Portabilidad (SGP)

Nota 1 : Total de donantes sólo hacia empresas móviles

Nota 2 : Total de donantes hacia todas las empresas: fijas, móviles y VSI







**Cantidad de Portaciones Móviles Prepago y Pospago Recibidas por Empresa (\*)**  
**( 28 de febrero de 2021 )**

| Mes               | Netline |     |       | WOM    |        |        | Movistar |        |        | GTD Móvil |     |       | Mobilink |     |       |
|-------------------|---------|-----|-------|--------|--------|--------|----------|--------|--------|-----------|-----|-------|----------|-----|-------|
|                   | Pre     | Pos | Total | Pre    | Pos    | Total  | Pre      | Pos    | Total  | Pre       | Pos | Total | Pre      | Pos | Total |
| <b>enero 2012</b> | 0       | 0   | 0     | 11     | 26     | 37     | 3.956    | 1.486  | 5.442  | 16        | 10  | 26    | 0        | 0   | 0     |
| febrero           | 0       | 0   | 0     | 12     | 32     | 44     | 11.046   | 3.526  | 14.572 | 18        | 6   | 24    | 0        | 0   | 0     |
| marzo             | 0       | 0   | 0     | 26     | 90     | 116    | 15.295   | 4.418  | 19.713 | 33        | 14  | 47    | 0        | 0   | 0     |
| abril             | 0       | 0   | 0     | 6      | 91     | 97     | 11.247   | 5.621  | 16.868 | 10        | 20  | 30    | 0        | 0   | 0     |
| mayo              | 0       | 0   | 0     | 127    | 167    | 294    | 11.501   | 5.457  | 16.958 | 39        | 205 | 244   | 0        | 0   | 0     |
| junio             | 1       | 0   | 1     | 374    | 674    | 1.048  | 13.986   | 7.086  | 21.072 | 46        | 30  | 76    | 0        | 0   | 0     |
| julio             | 6       | 0   | 6     | 349    | 458    | 807    | 12.645   | 5.487  | 18.132 | 27        | 30  | 57    | 0        | 0   | 0     |
| agosto            | 6       | 0   | 6     | 460    | 750    | 1.210  | 13.241   | 5.275  | 18.516 | 36        | 56  | 92    | 0        | 0   | 0     |
| septiembre        | 5       | 0   | 5     | 372    | 519    | 891    | 11.555   | 3.794  | 15.349 | 26        | 118 | 144   | 0        | 0   | 0     |
| octubre           | 19      | 0   | 19    | 521    | 536    | 1.057  | 15.138   | 3.745  | 18.883 | 33        | 47  | 80    | 0        | 0   | 0     |
| noviembre         | 7       | 0   | 7     | 911    | 552    | 1.463  | 13.887   | 3.765  | 17.652 | 30        | 30  | 60    | 0        | 0   | 0     |
| diciembre         | 18      | 0   | 18    | 725    | 538    | 1.263  | 11.508   | 3.597  | 15.105 | 38        | 22  | 60    | 0        | 0   | 0     |
| <b>enero 2013</b> | 51      | 12  | 63    | 376    | 513    | 889    | 12.663   | 3.214  | 15.877 | 28        | 42  | 70    | 16       | 0   | 16    |
| febrero           | 71      | 7   | 78    | 165    | 225    | 390    | 8.840    | 2.868  | 11.708 | 19        | 28  | 47    | 20       | 0   | 20    |
| marzo             | 19      | 12  | 31    | 206    | 258    | 464    | 9.025    | 3.472  | 12.497 | 26        | 19  | 45    | 0        | 0   | 0     |
| abril             | 19      | 10  | 29    | 392    | 776    | 1.168  | 9.977    | 4.975  | 14.952 | 36        | 45  | 81    | 0        | 0   | 0     |
| mayo              | 23      | 18  | 41    | 408    | 657    | 1.065  | 8.789    | 5.154  | 13.943 | 42        | 35  | 77    | 0        | 0   | 0     |
| junio             | 140     | 18  | 158   | 409    | 805    | 1.214  | 6.648    | 5.434  | 12.082 | 33        | 35  | 68    | 0        | 0   | 0     |
| julio             | 80      | 16  | 96    | 526    | 643    | 1.169  | 9.988    | 6.240  | 16.228 | 42        | 72  | 114   | 0        | 0   | 0     |
| agosto            | 22      | 11  | 33    | 628    | 1.366  | 1.994  | 12.287   | 7.002  | 19.289 | 53        | 52  | 105   | 0        | 0   | 0     |
| septiembre        | 47      | 47  | 94    | 433    | 1.239  | 1.672  | 12.628   | 5.575  | 18.203 | 47        | 45  | 92    | 0        | 0   | 0     |
| octubre           | 55      | 15  | 70    | 438    | 1.489  | 1.927  | 17.418   | 9.213  | 26.631 | 56        | 174 | 230   | 29       | 0   | 29    |
| noviembre         | 20      | 60  | 80    | 466    | 1.522  | 1.988  | 15.757   | 9.743  | 25.500 | 47        | 151 | 198   | 26       | 0   | 26    |
| diciembre         | 19      | 11  | 30    | 324    | 1.253  | 1.577  | 10.350   | 11.012 | 21.362 | 148       | 124 | 272   | 24       | 0   | 24    |
| <b>enero 2014</b> | 18      | 8   | 26    | 386    | 1.089  | 1.475  | 10.050   | 11.202 | 21.252 | 107       | 107 | 214   | 0        | 0   | 0     |
| febrero           | 24      | 6   | 30    | 454    | 1.296  | 1.750  | 10.497   | 10.986 | 21.483 | 49        | 20  | 69    | 0        | 0   | 0     |
| marzo             | 10      | 0   | 10    | 509    | 1.613  | 2.122  | 10.820   | 13.444 | 24.264 | 73        | 41  | 114   | 15       | 0   | 15    |
| abril             | 19      | 13  | 32    | 505    | 2.150  | 2.655  | 11.842   | 15.220 | 27.062 | 63        | 25  | 88    | 0        | 0   | 0     |
| mayo              | 27      | 66  | 93    | 214    | 2.320  | 2.534  | 12.092   | 14.503 | 26.595 | 87        | 28  | 115   | 0        | 0   | 0     |
| junio             | 39      | 16  | 55    | 177    | 2.111  | 2.288  | 12.069   | 16.916 | 28.985 | 98        | 59  | 157   | 0        | 0   | 0     |
| julio             | 71      | 31  | 102   | 286    | 2.464  | 2.750  | 10.937   | 26.905 | 37.842 | 95        | 43  | 138   | 0        | 0   | 0     |
| agosto            | 171     | 14  | 185   | 230    | 2.245  | 2.475  | 9.229    | 29.605 | 38.834 | 141       | 74  | 215   | 0        | 0   | 0     |
| septiembre        | 172     | 46  | 218   | 175    | 2.162  | 2.337  | 7.219    | 23.489 | 30.708 | 101       | 72  | 173   | 0        | 0   | 0     |
| octubre           | 208     | 38  | 246   | 169    | 2.589  | 2.758  | 10.134   | 27.648 | 37.782 | 142       | 58  | 200   | 0        | 0   | 0     |
| noviembre         | 122     | 21  | 143   | 171    | 2.005  | 2.176  | 11.473   | 25.024 | 36.497 | 109       | 54  | 163   | 0        | 0   | 0     |
| diciembre         | 82      | 15  | 97    | 164    | 2.448  | 2.612  | 7.625    | 27.171 | 34.796 | 104       | 43  | 147   | 0        | 0   | 0     |
| <b>enero 2015</b> | 99      | 16  | 115   | 171    | 1.873  | 2.044  | 7.632    | 25.383 | 33.015 | 143       | 60  | 203   | 0        | 0   | 0     |
| febrero           | 61      | 2   | 63    | 181    | 1.851  | 2.032  | 6.893    | 23.839 | 30.732 | 102       | 52  | 154   | 0        | 0   | 0     |
| marzo             | 42      | 34  | 76    | 1.271  | 2.744  | 4.015  | 8.941    | 25.524 | 34.465 | 125       | 63  | 188   | 0        | 0   | 0     |
| abril             | 91      | 17  | 108   | 3.107  | 3.723  | 6.830  | 9.078    | 25.081 | 34.159 | 103       | 53  | 156   | 0        | 0   | 0     |
| mayo              | 67      | 20  | 87    | 2.689  | 5.200  | 7.889  | 11.393   | 23.184 | 34.577 | 81        | 41  | 122   | 0        | 0   | 0     |
| junio             | 31      | 55  | 86    | 2.456  | 6.192  | 8.648  | 11.792   | 25.719 | 37.511 | 111       | 127 | 238   | 0        | 0   | 0     |
| julio             | 15      | 4   | 19    | 8.219  | 15.941 | 24.160 | 12.894   | 24.609 | 37.503 | 90        | 250 | 340   | 0        | 0   | 0     |
| agosto            | 5       | 1   | 6     | 10.590 | 24.602 | 35.192 | 12.042   | 25.299 | 37.341 | 79        | 107 | 186   | 0        | 0   | 0     |
| septiembre        | 4       | 0   | 4     | 13.621 | 23.849 | 37.470 | 14.116   | 34.379 | 48.495 | 100       | 206 | 306   | 0        | 0   | 0     |
| octubre           | 7       | 3   | 10    | 16.110 | 25.366 | 41.476 | 17.458   | 37.801 | 55.259 | 70        | 25  | 95    | 0        | 0   | 0     |
| noviembre         | 1       | 0   | 1     | 17.814 | 26.795 | 44.609 | 17.726   | 31.369 | 49.095 | 53        | 33  | 86    | 0        | 0   | 0     |
| diciembre         | 2       | 3   | 5     | 18.689 | 28.877 | 47.566 | 20.478   | 25.872 | 46.350 | 72        | 40  | 112   | 0        | 0   | 0     |

Información obtenida del Sistema de Gestión de Portabilidad (SGP)

(\*) La información de modalidad corresponde al servicio que el cliente tenía en la empresa donante. No necesariamente se mantiene la misma modalidad en la empresa receptora.

**Cantidad de Portaciones Móviles Prepago y Pospago Recibidas por Empresa (\*)  
( 28 de febrero de 2021 )**

| Mes               | Netline |     |       | WOM    |        |         | Movistar |        |         | GTD Móvil |     |       | Mobilink |     |       |
|-------------------|---------|-----|-------|--------|--------|---------|----------|--------|---------|-----------|-----|-------|----------|-----|-------|
|                   | Pre     | Pos | Total | Pre    | Pos    | Total   | Pre      | Pos    | Total   | Pre       | Pos | Total | Pre      | Pos | Total |
| <b>enero 2016</b> | 2       | 1   | 3     | 14.745 | 23.500 | 38.245  | 16.940   | 24.785 | 41.725  | 59        | 83  | 142   | 0        | 0   | 0     |
| febrero           | 0       | 1   | 1     | 14.536 | 21.910 | 36.446  | 18.434   | 22.434 | 40.868  | 49        | 26  | 75    | 0        | 0   | 0     |
| marzo             | 1       | 8   | 9     | 17.667 | 22.736 | 40.403  | 27.603   | 30.871 | 58.474  | 54        | 41  | 95    | 0        | 0   | 0     |
| abril             | 3       | 1   | 4     | 21.267 | 25.126 | 46.393  | 35.515   | 34.349 | 69.864  | 69        | 86  | 155   | 0        | 0   | 0     |
| mayo              | 0       | 0   | 0     | 22.541 | 25.782 | 48.323  | 42.570   | 33.762 | 76.332  | 67        | 33  | 100   | 0        | 0   | 0     |
| junio             | 0       | 0   | 0     | 24.148 | 35.281 | 59.429  | 46.345   | 29.313 | 75.658  | 60        | 21  | 81    | 0        | 0   | 0     |
| julio             | 3       | 15  | 18    | 28.144 | 37.863 | 66.007  | 51.150   | 31.698 | 82.848  | 96        | 73  | 169   | 0        | 0   | 0     |
| agosto            | 2       | 4   | 6     | 31.345 | 39.862 | 71.207  | 50.283   | 26.309 | 76.592  | 98        | 112 | 210   | 0        | 0   | 0     |
| septiembre        | 3       | 7   | 10    | 27.259 | 30.316 | 57.575  | 47.294   | 27.679 | 74.973  | 81        | 89  | 170   | 0        | 0   | 0     |
| octubre           | 5       | 9   | 14    | 28.924 | 27.532 | 56.456  | 51.295   | 26.286 | 77.581  | 87        | 72  | 159   | 0        | 0   | 0     |
| noviembre         | 8       | 2   | 10    | 28.633 | 30.856 | 59.489  | 51.533   | 27.003 | 78.536  | 53        | 77  | 130   | 0        | 0   | 0     |
| diciembre         | 2       | 1   | 3     | 31.640 | 33.038 | 64.678  | 56.629   | 31.459 | 88.088  | 76        | 117 | 193   | 0        | 0   | 0     |
| <b>enero 2017</b> | 6       | 4   | 10    | 29.821 | 27.914 | 57.735  | 45.896   | 23.626 | 69.522  | 43        | 87  | 130   | 0        | 0   | 0     |
| febrero           | 4       | 14  | 18    | 32.607 | 27.528 | 60.135  | 44.976   | 22.475 | 67.451  | 37        | 88  | 125   | 0        | 0   | 0     |
| marzo             | 9       | 15  | 24    | 40.159 | 32.437 | 72.596  | 65.118   | 26.043 | 91.161  | 58        | 114 | 172   | 0        | 0   | 0     |
| abril             | 20      | 34  | 54    | 34.213 | 28.180 | 62.393  | 67.113   | 26.094 | 93.207  | 36        | 84  | 120   | 0        | 0   | 0     |
| mayo              | 22      | 21  | 43    | 46.218 | 42.814 | 89.032  | 79.859   | 26.288 | 106.147 | 74        | 125 | 199   | 0        | 0   | 0     |
| junio             | 6       | 21  | 27    | 48.922 | 44.703 | 93.625  | 80.973   | 31.513 | 112.486 | 63        | 151 | 214   | 0        | 0   | 0     |
| julio             | 16      | 18  | 34    | 54.668 | 48.125 | 102.793 | 76.984   | 34.898 | 111.882 | 67        | 131 | 198   | 0        | 0   | 0     |
| agosto            | 13      | 30  | 43    | 58.167 | 46.943 | 105.110 | 70.333   | 35.739 | 106.072 | 50        | 140 | 190   | 0        | 0   | 0     |
| septiembre        | 8       | 20  | 28    | 54.515 | 39.328 | 93.843  | 55.045   | 28.595 | 83.640  | 49        | 111 | 160   | 0        | 0   | 0     |
| octubre           | 4       | 9   | 13    | 51.647 | 33.321 | 84.968  | 51.556   | 29.596 | 81.152  | 68        | 124 | 192   | 0        | 0   | 0     |
| noviembre         | 3       | 6   | 9     | 51.681 | 33.531 | 85.212  | 47.364   | 31.218 | 78.582  | 67        | 87  | 154   | 0        | 0   | 0     |
| diciembre         | 4       | 2   | 6     | 67.814 | 45.882 | 113.696 | 40.348   | 32.502 | 72.850  | 61        | 74  | 135   | 0        | 0   | 0     |
| <b>enero 2018</b> | 5       | 1   | 6     | 52.641 | 39.924 | 92.565  | 33.332   | 31.723 | 65.055  | 47        | 98  | 145   | 0        | 0   | 0     |
| febrero           | 0       | 0   | 0     | 46.892 | 29.932 | 76.824  | 31.271   | 29.262 | 60.533  | 42        | 97  | 139   | 0        | 0   | 0     |
| marzo             | 1       | 1   | 2     | 55.864 | 31.274 | 87.138  | 32.733   | 33.132 | 65.865  | 51        | 117 | 168   | 0        | 0   | 0     |
| abril             | 0       | 0   | 0     | 61.558 | 33.891 | 95.449  | 36.480   | 35.353 | 71.833  | 38        | 98  | 136   | 0        | 0   | 0     |
| mayo              | 1       | 2   | 3     | 62.287 | 37.303 | 99.590  | 34.632   | 31.893 | 66.525  | 28        | 33  | 61    | 0        | 0   | 0     |
| junio             | 3       | 0   | 3     | 67.398 | 37.165 | 104.563 | 30.690   | 32.877 | 63.567  | 30        | 41  | 71    | 0        | 0   | 0     |
| julio             | 0       | 0   | 0     | 65.728 | 36.995 | 102.723 | 27.128   | 33.992 | 61.120  | 24        | 53  | 77    | 0        | 0   | 0     |
| agosto            | 0       | 0   | 0     | 61.732 | 37.464 | 99.196  | 25.487   | 37.854 | 63.341  | 36        | 154 | 190   | 0        | 0   | 0     |
| septiembre        | 2       | 0   | 2     | 48.566 | 33.726 | 82.292  | 19.382   | 33.306 | 52.688  | 26        | 44  | 70    | 0        | 0   | 0     |
| octubre           | 0       | 0   | 0     | 57.115 | 38.841 | 95.956  | 23.986   | 41.170 | 65.156  | 67        | 142 | 209   | 0        | 0   | 0     |
| noviembre         | 0       | 0   | 0     | 56.342 | 39.867 | 96.209  | 26.309   | 41.485 | 67.794  | 42        | 82  | 124   | 0        | 0   | 0     |
| diciembre         | 0       | 0   | 0     | 80.478 | 47.513 | 127.991 | 24.452   | 44.192 | 68.644  | 27        | 61  | 88    | 0        | 0   | 0     |
| <b>enero 2019</b> | 1       | 0   | 1     | 65.046 | 42.788 | 107.834 | 23.380   | 39.143 | 62.523  | 9         | 27  | 36    | 0        | 0   | 0     |
| febrero           | 0       | 0   | 0     | 56.750 | 35.745 | 92.495  | 22.234   | 37.529 | 59.763  | 9         | 12  | 21    | 0        | 0   | 0     |
| marzo             | 0       | 0   | 0     | 61.981 | 40.558 | 102.539 | 27.360   | 41.315 | 68.675  | 8         | 101 | 109   | 0        | 0   | 0     |
| abril             | 0       | 0   | 0     | 55.523 | 40.697 | 96.220  | 20.739   | 36.525 | 57.264  | 10        | 34  | 44    | 0        | 0   | 0     |
| mayo              | 0       | 0   | 0     | 53.126 | 41.590 | 94.716  | 24.607   | 34.541 | 59.148  | 8         | 112 | 120   | 0        | 0   | 0     |
| junio             | 0       | 4   | 4     | 48.032 | 39.420 | 87.452  | 27.747   | 36.651 | 64.398  | 4         | 11  | 15    | 0        | 0   | 0     |
| julio             | 0       | 1   | 1     | 52.361 | 48.461 | 100.822 | 30.705   | 41.869 | 72.574  | 6         | 40  | 46    | 0        | 0   | 0     |
| agosto            | 1       | 0   | 1     | 50.388 | 52.688 | 103.076 | 32.491   | 41.085 | 73.576  | 7         | 9   | 16    | 0        | 0   | 0     |
| septiembre        | 0       | 0   | 0     | 41.315 | 45.129 | 86.444  | 28.366   | 30.636 | 59.002  | 2         | 9   | 11    | 0        | 0   | 0     |
| octubre           | 0       | 0   | 0     | 39.376 | 37.724 | 77.100  | 31.953   | 32.228 | 64.181  | 9         | 8   | 17    | 0        | 0   | 0     |
| noviembre         | 0       | 0   | 0     | 43.048 | 47.390 | 90.438  | 18.555   | 29.718 | 48.273  | 2         | 5   | 7     | 0        | 0   | 0     |
| diciembre         | 0       | 0   | 0     | 54.883 | 55.254 | 110.137 | 19.830   | 37.424 | 57.254  | 2         | 13  | 15    | 0        | 0   | 0     |

Información obtenida del Sistema de Gestión de Portabilidad (SGP)

(\*) La información de modalidad corresponde al servicio que el cliente tenía en la empresa donante. No necesariamente se mantiene la misma modalidad en la empresa receptora.



**Cantidad de Portaciones Móviles Prepago y Pospago Recibidas por Empresa(\*)  
( 28 de febrero de 2021 )**

| Mes               | Netline      |            |              | WOM              |                  |                  | Movistar         |                  |                  | GTD Móvil    |              |               | Mobilink   |          |            |
|-------------------|--------------|------------|--------------|------------------|------------------|------------------|------------------|------------------|------------------|--------------|--------------|---------------|------------|----------|------------|
|                   | Pre          | Pos        | Total        | Pre              | Pos              | Total            | Pre              | Pos              | Total            | Pre          | Pos          | Total         | Pre        | Pos      | Total      |
| <b>enero 2020</b> | 0            | 1          | 1            | 43.413           | 44.319           | 87.732           | 24.178           | 37.623           | 61.801           | 1            | 21           | 22            | 0          | 0        | 0          |
| febrero           | 1            | 0          | 1            | 43.325           | 46.707           | 90.032           | 23.755           | 36.988           | 60.743           | 3            | 16           | 19            | 0          | 0        | 0          |
| marzo             | 1            | 0          | 1            | 35.983           | 36.206           | 72.189           | 20.265           | 24.847           | 45.112           | 4            | 6            | 10            | 0          | 0        | 0          |
| abril             | 0            | 0          | 0            | 27.448           | 29.063           | 56.511           | 13.520           | 20.255           | 33.775           | 0            | 3            | 3             | 0          | 0        | 0          |
| mayo              | 0            | 0          | 0            | 26.980           | 32.469           | 59.449           | 16.472           | 32.354           | 48.826           | 0            | 4            | 4             | 0          | 0        | 0          |
| junio             | 0            | 0          | 0            | 28.566           | 38.740           | 67.306           | 17.824           | 40.030           | 57.854           | 1            | 3            | 4             | 0          | 0        | 0          |
| julio             | 0            | 0          | 0            | 33.969           | 47.080           | 81.049           | 20.843           | 56.179           | 77.022           | 1            | 3            | 4             | 0          | 0        | 0          |
| agosto            | 0            | 0          | 0            | 36.904           | 34.237           | 71.141           | 20.791           | 54.028           | 74.819           | 0            | 0            | 0             | 0          | 0        | 0          |
| septiembre        | 0            | 0          | 0            | 33.418           | 32.160           | 65.578           | 21.861           | 53.791           | 75.652           | 1            | 1            | 2             | 0          | 0        | 0          |
| octubre           | 0            | 0          | 0            | 40.454           | 39.759           | 80.213           | 27.112           | 58.701           | 85.813           | 0            | 0            | 0             | 0          | 0        | 0          |
| noviembre         | 0            | 0          | 0            | 42.884           | 39.636           | 82.520           | 27.535           | 51.148           | 78.683           | 1            | 2            | 3             | 0          | 0        | 0          |
| diciembre         | 1            | 0          | 1            | 49.965           | 39.177           | 89.142           | 24.663           | 44.700           | 69.363           | 0            | 1            | 1             | 0          | 0        | 0          |
| <b>enero 2021</b> | 0            | 0          | 0            | 21.526           | 15.420           | 36.946           | 23.655           | 49.910           | 73.565           | 0            | 7            | 7             | 0          | 0        | 0          |
| febrero           | 0            | 0          | 0            | 26.056           | 26.758           | 52.814           | 23.575           | 57.501           | 81.076           | 1            | 9            | 10            | 0          | 0        | 0          |
| marzo             |              |            |              |                  |                  |                  |                  |                  |                  |              |              |               |            |          |            |
| abril             |              |            |              |                  |                  |                  |                  |                  |                  |              |              |               |            |          |            |
| mayo              |              |            |              |                  |                  |                  |                  |                  |                  |              |              |               |            |          |            |
| junio             |              |            |              |                  |                  |                  |                  |                  |                  |              |              |               |            |          |            |
| julio             |              |            |              |                  |                  |                  |                  |                  |                  |              |              |               |            |          |            |
| agosto            |              |            |              |                  |                  |                  |                  |                  |                  |              |              |               |            |          |            |
| septiembre        |              |            |              |                  |                  |                  |                  |                  |                  |              |              |               |            |          |            |
| octubre           |              |            |              |                  |                  |                  |                  |                  |                  |              |              |               |            |          |            |
| noviembre         |              |            |              |                  |                  |                  |                  |                  |                  |              |              |               |            |          |            |
| diciembre         |              |            |              |                  |                  |                  |                  |                  |                  |              |              |               |            |          |            |
| <b>Totales</b>    | <b>2.177</b> | <b>919</b> | <b>3.096</b> | <b>2.771.569</b> | <b>2.457.504</b> | <b>5.229.073</b> | <b>2.711.284</b> | <b>2.817.323</b> | <b>5.528.607</b> | <b>5.295</b> | <b>6.705</b> | <b>12.000</b> | <b>130</b> | <b>0</b> | <b>130</b> |

Información obtenida del Sistema de Gestión de Portabilidad (SGP)

(\*) La información de modalidad corresponde al servicio que el cliente tenía en la empresa donante. No necesariamente se mantiene la misma modalidad en la empresa receptora.



**Cantidad de Portaciones Móviles Prepago y Pospago Recibidas por Empresa (\*)**  
**( 28 de febrero de 2021 )**

| Mes               | Falabella |     |       | Claro  |        |        | Entel  |        |        | VTR   |       |       | Mundo |     |       |
|-------------------|-----------|-----|-------|--------|--------|--------|--------|--------|--------|-------|-------|-------|-------|-----|-------|
|                   | Pre       | Pos | Total | Pre    | Pos    | Total  | Pre    | Pos    | Total  | Pre   | Pos   | Total | Pre   | Pos | Total |
| <b>enero 2012</b> | 0         | 0   | 0     | 6.525  | 4.413  | 10.938 | 5.438  | 7.311  | 12.749 | 1     | 19    | 20    |       |     |       |
| febrero           | 0         | 0   | 0     | 15.956 | 12.131 | 28.087 | 8.353  | 13.001 | 21.354 | 11    | 244   | 255   |       |     |       |
| marzo             | 0         | 0   | 0     | 18.333 | 14.437 | 32.770 | 7.530  | 14.648 | 22.178 | 89    | 885   | 974   |       |     |       |
| abril             | 0         | 0   | 0     | 15.089 | 10.860 | 25.949 | 5.205  | 12.202 | 17.407 | 78    | 899   | 977   |       |     |       |
| mayo              | 0         | 0   | 0     | 12.512 | 11.554 | 24.066 | 5.434  | 13.437 | 18.871 | 147   | 1.151 | 1.298 |       |     |       |
| junio             | 0         | 0   | 0     | 11.613 | 9.951  | 21.564 | 4.933  | 15.159 | 20.092 | 375   | 992   | 1.367 |       |     |       |
| julio             | 0         | 0   | 0     | 17.887 | 8.280  | 26.167 | 5.842  | 12.165 | 18.007 | 294   | 969   | 1.263 |       |     |       |
| agosto            | 0         | 0   | 0     | 17.032 | 8.054  | 25.086 | 7.692  | 14.215 | 21.907 | 343   | 970   | 1.313 |       |     |       |
| septiembre        | 0         | 0   | 0     | 14.044 | 6.313  | 20.357 | 6.445  | 10.895 | 17.340 | 244   | 746   | 990   |       |     |       |
| octubre           | 0         | 0   | 0     | 16.725 | 8.155  | 24.880 | 6.795  | 12.428 | 19.223 | 290   | 990   | 1.280 |       |     |       |
| noviembre         | 0         | 0   | 0     | 15.651 | 9.041  | 24.692 | 6.086  | 10.754 | 16.840 | 233   | 768   | 1.001 |       |     |       |
| diciembre         | 0         | 0   | 0     | 14.892 | 8.253  | 23.145 | 5.691  | 11.215 | 16.906 | 236   | 838   | 1.074 |       |     |       |
| <b>enero 2013</b> | 0         | 0   | 0     | 14.395 | 8.329  | 22.724 | 7.154  | 12.321 | 19.475 | 209   | 809   | 1.018 |       |     |       |
| febrero           | 0         | 0   | 0     | 15.190 | 7.305  | 22.495 | 6.682  | 10.440 | 17.122 | 202   | 574   | 776   |       |     |       |
| marzo             | 0         | 0   | 0     | 12.963 | 8.821  | 21.784 | 6.713  | 12.002 | 18.715 | 216   | 488   | 704   |       |     |       |
| abril             | 0         | 0   | 0     | 11.096 | 8.549  | 19.645 | 8.198  | 11.693 | 19.891 | 178   | 430   | 608   |       |     |       |
| mayo              | 0         | 0   | 0     | 9.993  | 7.921  | 17.914 | 8.595  | 11.883 | 20.478 | 210   | 300   | 510   |       |     |       |
| junio             | 0         | 0   | 0     | 11.138 | 6.748  | 17.886 | 9.235  | 11.572 | 20.807 | 196   | 379   | 575   |       |     |       |
| julio             | 0         | 0   | 0     | 15.951 | 7.899  | 23.850 | 12.383 | 14.717 | 27.100 | 242   | 407   | 649   |       |     |       |
| agosto            | 76        | 0   | 76    | 15.789 | 7.781  | 23.570 | 11.550 | 14.522 | 26.072 | 212   | 494   | 706   |       |     |       |
| septiembre        | 101       | 0   | 101   | 12.236 | 5.797  | 18.033 | 4.673  | 9.547  | 14.220 | 224   | 585   | 809   |       |     |       |
| octubre           | 186       | 0   | 186   | 15.765 | 7.736  | 23.501 | 5.453  | 14.867 | 20.320 | 343   | 586   | 929   |       |     |       |
| noviembre         | 360       | 0   | 360   | 14.618 | 7.683  | 22.301 | 5.374  | 10.878 | 16.252 | 316   | 587   | 903   |       |     |       |
| diciembre         | 235       | 0   | 235   | 17.130 | 12.296 | 29.426 | 4.938  | 11.111 | 16.049 | 329   | 698   | 1.027 |       |     |       |
| <b>enero 2014</b> | 315       | 0   | 315   | 16.472 | 9.664  | 26.136 | 5.718  | 11.098 | 16.816 | 445   | 833   | 1.278 |       |     |       |
| febrero           | 223       | 0   | 223   | 15.582 | 8.869  | 24.451 | 5.400  | 10.612 | 16.012 | 770   | 1.525 | 2.295 |       |     |       |
| marzo             | 257       | 0   | 257   | 21.663 | 10.799 | 32.462 | 5.749  | 11.760 | 17.509 | 1.317 | 2.121 | 3.438 |       |     |       |
| abril             | 302       | 0   | 302   | 21.596 | 11.524 | 33.120 | 5.195  | 12.107 | 17.302 | 1.295 | 1.893 | 3.188 |       |     |       |
| mayo              | 274       | 1   | 275   | 17.321 | 9.588  | 26.909 | 4.858  | 12.023 | 16.881 | 1.180 | 1.972 | 3.152 |       |     |       |
| junio             | 294       | 0   | 294   | 17.580 | 10.283 | 27.863 | 5.926  | 20.055 | 25.981 | 1.263 | 2.037 | 3.300 |       |     |       |
| julio             | 250       | 0   | 250   | 21.939 | 11.568 | 33.507 | 6.665  | 32.885 | 39.550 | 1.444 | 2.449 | 3.893 |       |     |       |
| agosto            | 210       | 1   | 211   | 22.258 | 11.721 | 33.979 | 5.568  | 28.643 | 34.211 | 1.488 | 2.522 | 4.010 |       |     |       |
| septiembre        | 238       | 0   | 238   | 22.513 | 10.526 | 33.039 | 5.456  | 26.520 | 31.976 | 1.216 | 2.744 | 3.960 |       |     |       |
| octubre           | 235       | 0   | 235   | 24.490 | 16.410 | 40.900 | 5.440  | 30.833 | 36.273 | 1.333 | 3.254 | 4.587 |       |     |       |
| noviembre         | 300       | 0   | 300   | 22.768 | 19.211 | 41.979 | 4.892  | 28.879 | 33.771 | 1.294 | 3.889 | 5.183 |       |     |       |
| diciembre         | 442       | 0   | 442   | 24.322 | 23.067 | 47.389 | 4.992  | 28.621 | 33.613 | 1.051 | 4.142 | 5.193 |       |     |       |
| <b>enero 2015</b> | 441       | 17  | 458   | 26.677 | 18.831 | 45.508 | 5.268  | 20.117 | 25.385 | 997   | 4.185 | 5.182 |       |     |       |
| febrero           | 439       | 72  | 511   | 25.058 | 18.488 | 43.546 | 4.841  | 17.941 | 22.782 | 956   | 4.099 | 5.055 |       |     |       |
| marzo             | 590       | 82  | 672   | 30.727 | 20.183 | 50.910 | 5.754  | 17.218 | 22.972 | 1.224 | 4.961 | 6.185 |       |     |       |
| abril             | 590       | 74  | 664   | 30.720 | 19.957 | 50.677 | 5.268  | 18.082 | 23.350 | 1.117 | 4.242 | 5.359 |       |     |       |
| mayo              | 557       | 112 | 669   | 28.888 | 21.062 | 49.950 | 5.026  | 16.735 | 21.761 | 1.216 | 4.534 | 5.750 |       |     |       |
| junio             | 685       | 162 | 847   | 28.270 | 24.288 | 52.558 | 5.437  | 16.112 | 21.549 | 1.134 | 4.247 | 5.381 |       |     |       |
| julio             | 778       | 198 | 976   | 29.519 | 21.632 | 51.151 | 6.590  | 23.619 | 30.209 | 1.362 | 4.709 | 6.071 |       |     |       |
| agosto            | 757       | 178 | 935   | 34.612 | 22.225 | 56.837 | 7.617  | 27.295 | 34.912 | 1.299 | 4.091 | 5.390 |       |     |       |
| septiembre        | 795       | 166 | 961   | 30.129 | 17.159 | 47.288 | 7.048  | 24.800 | 31.848 | 1.139 | 2.846 | 3.985 |       |     |       |
| octubre           | 1.024     | 195 | 1.219 | 37.346 | 17.667 | 55.013 | 7.190  | 24.149 | 31.339 | 1.173 | 2.594 | 3.767 |       |     |       |
| noviembre         | 1.151     | 234 | 1.385 | 38.828 | 23.719 | 62.547 | 7.982  | 23.414 | 31.396 | 1.098 | 2.768 | 3.866 |       |     |       |
| diciembre         | 1.748     | 409 | 2.157 | 34.211 | 28.505 | 62.716 | 7.983  | 22.660 | 30.643 | 1.144 | 2.787 | 3.931 |       |     |       |

Información obtenida del Sistema de Gestión de Portabilidad (SGP)

(\*) La información de modalidad corresponde al servicio que el cliente tenía en la empresa donante. No necesariamente se mantiene la misma modalidad en la empresa receptora.





**Cantidad de Portaciones Móviles Prepago y Pospago Recibidas por Empresa (\*)**  
**( 28 de febrero de 2021 )**

| Mes               | Falabella |       |       | Claro  |        |         | Entel  |        |         | VTR   |       |        | Mundo |     |       |
|-------------------|-----------|-------|-------|--------|--------|---------|--------|--------|---------|-------|-------|--------|-------|-----|-------|
|                   | Pre       | Pos   | Total | Pre    | Pos    | Total   | Pre    | Pos    | Total   | Pre   | Pos   | Total  | Pre   | Pos | Total |
| <b>enero 2016</b> | 1.513     | 370   | 1.883 | 34.477 | 27.150 | 61.627  | 7.766  | 19.085 | 26.851  | 1.118 | 2.626 | 3.744  |       |     |       |
| febrero           | 1.917     | 603   | 2.520 | 34.131 | 24.695 | 58.826  | 9.735  | 18.408 | 28.143  | 1.113 | 2.516 | 3.629  |       |     |       |
| marzo             | 2.193     | 803   | 2.996 | 36.365 | 28.175 | 64.540  | 11.030 | 20.611 | 31.641  | 1.470 | 3.676 | 5.146  |       |     |       |
| abril             | 2.347     | 900   | 3.247 | 38.959 | 34.226 | 73.185  | 11.169 | 19.428 | 30.597  | 1.611 | 3.879 | 5.490  |       |     |       |
| mayo              | 2.537     | 1.064 | 3.601 | 37.472 | 25.667 | 63.139  | 12.110 | 18.074 | 30.184  | 1.540 | 4.520 | 6.060  |       |     |       |
| junio             | 2.753     | 1.188 | 3.941 | 41.078 | 27.060 | 68.138  | 11.675 | 22.907 | 34.582  | 1.646 | 4.253 | 5.899  |       |     |       |
| julio             | 2.770     | 1.311 | 4.081 | 48.895 | 30.460 | 79.355  | 12.602 | 23.918 | 36.520  | 1.912 | 5.273 | 7.185  |       |     |       |
| agosto            | 2.927     | 1.374 | 4.301 | 50.704 | 29.811 | 80.515  | 14.495 | 25.543 | 40.038  | 1.937 | 5.644 | 7.581  |       |     |       |
| septiembre        | 2.514     | 1.117 | 3.631 | 57.057 | 29.275 | 86.332  | 11.586 | 18.898 | 30.484  | 1.632 | 4.974 | 6.606  |       |     |       |
| octubre           | 3.132     | 1.298 | 4.430 | 60.917 | 28.640 | 89.557  | 11.215 | 19.671 | 30.886  | 1.563 | 4.911 | 6.474  |       |     |       |
| noviembre         | 3.520     | 1.442 | 4.962 | 69.679 | 31.191 | 100.870 | 11.815 | 20.500 | 32.315  | 1.799 | 5.106 | 6.905  |       |     |       |
| diciembre         | 4.148     | 1.673 | 5.821 | 82.515 | 38.235 | 120.750 | 14.937 | 26.689 | 41.626  | 2.009 | 5.295 | 7.304  |       |     |       |
| <b>enero 2017</b> | 2.505     | 1.074 | 3.579 | 81.156 | 28.388 | 109.544 | 12.431 | 23.906 | 36.337  | 1.757 | 4.736 | 6.493  |       |     |       |
| febrero           | 2.255     | 945   | 3.200 | 85.029 | 34.007 | 119.036 | 12.825 | 21.717 | 34.542  | 1.653 | 5.021 | 6.674  |       |     |       |
| marzo             | 3.369     | 1.693 | 5.062 | 95.424 | 42.147 | 137.571 | 18.219 | 25.561 | 43.780  | 2.187 | 6.229 | 8.416  |       |     |       |
| abril             | 2.905     | 1.542 | 4.447 | 61.047 | 34.055 | 95.102  | 14.715 | 25.669 | 40.384  | 1.882 | 5.094 | 6.976  |       |     |       |
| mayo              | 2.483     | 1.185 | 3.668 | 74.055 | 41.101 | 115.156 | 17.152 | 29.001 | 46.153  | 2.070 | 6.075 | 8.145  |       |     |       |
| junio             | 1.618     | 678   | 2.296 | 76.829 | 37.570 | 114.399 | 18.179 | 28.187 | 46.366  | 2.063 | 5.576 | 7.639  |       |     |       |
| julio             | 1.621     | 630   | 2.251 | 83.906 | 39.686 | 123.592 | 20.695 | 30.660 | 51.355  | 2.066 | 5.908 | 7.974  |       |     |       |
| agosto            | 1.273     | 477   | 1.750 | 87.808 | 39.731 | 127.539 | 20.701 | 38.946 | 59.647  | 2.408 | 5.723 | 8.131  |       |     |       |
| septiembre        | 786       | 304   | 1.090 | 83.678 | 30.863 | 114.541 | 19.555 | 35.286 | 54.841  | 2.115 | 4.759 | 6.874  |       |     |       |
| octubre           | 654       | 235   | 889   | 81.391 | 29.472 | 110.863 | 23.625 | 37.735 | 61.360  | 2.038 | 4.384 | 6.422  |       |     |       |
| noviembre         | 287       | 95    | 382   | 91.997 | 32.101 | 124.098 | 25.722 | 34.917 | 60.639  | 1.915 | 4.301 | 6.216  |       |     |       |
| diciembre         | 127       | 31    | 158   | 82.234 | 40.499 | 122.733 | 60.547 | 30.464 | 91.011  | 1.982 | 4.942 | 6.924  |       |     |       |
| <b>enero 2018</b> | 18        | 4     | 22    | 57.231 | 28.740 | 85.971  | 89.369 | 40.079 | 129.448 | 2.037 | 5.294 | 7.331  |       |     |       |
| febrero           | 0         | 0     | 0     | 32.365 | 29.688 | 62.053  | 63.399 | 40.990 | 104.389 | 1.851 | 4.602 | 6.453  |       |     |       |
| marzo             |           |       |       | 39.096 | 25.917 | 65.013  | 55.849 | 41.626 | 97.475  | 2.343 | 5.306 | 7.649  |       |     |       |
| abril             |           |       |       | 38.720 | 33.919 | 72.639  | 56.702 | 36.301 | 93.003  | 2.519 | 6.254 | 8.773  |       |     |       |
| mayo              |           |       |       | 37.582 | 34.667 | 72.249  | 59.848 | 38.305 | 98.153  | 2.382 | 6.357 | 8.739  |       |     |       |
| junio             |           |       |       | 38.582 | 36.943 | 75.525  | 52.033 | 40.787 | 92.820  | 2.324 | 6.481 | 8.805  |       |     |       |
| julio             |           |       |       | 38.207 | 32.122 | 70.329  | 35.849 | 36.129 | 71.978  | 2.084 | 6.061 | 8.145  |       |     |       |
| agosto            |           |       |       | 30.015 | 35.063 | 65.078  | 22.960 | 41.033 | 63.993  | 2.022 | 6.682 | 8.704  |       |     |       |
| septiembre        |           |       |       | 23.664 | 23.697 | 47.361  | 15.474 | 33.409 | 48.883  | 1.599 | 5.068 | 6.667  |       |     |       |
| octubre           |           |       |       | 25.915 | 32.747 | 58.662  | 18.874 | 37.473 | 56.347  | 1.840 | 5.953 | 7.793  |       |     |       |
| noviembre         |           |       |       | 20.781 | 31.484 | 52.265  | 16.307 | 37.031 | 53.338  | 1.590 | 5.109 | 6.699  |       |     |       |
| diciembre         |           |       |       | 20.860 | 34.196 | 55.056  | 16.851 | 39.213 | 56.064  | 1.883 | 6.404 | 8.287  |       |     |       |
| <b>enero 2019</b> |           |       |       | 18.715 | 29.233 | 47.948  | 15.524 | 40.723 | 56.247  | 1.639 | 6.199 | 7.838  |       |     |       |
| febrero           |           |       |       | 15.452 | 29.359 | 44.811  | 13.855 | 36.670 | 50.525  | 1.551 | 5.991 | 7.542  |       |     |       |
| marzo             |           |       |       | 20.757 | 37.402 | 58.159  | 15.641 | 41.731 | 57.372  | 1.825 | 7.114 | 8.939  |       |     |       |
| abril             |           |       |       | 20.124 | 36.898 | 57.022  | 11.898 | 38.532 | 50.430  | 1.174 | 6.422 | 7.596  |       |     |       |
| mayo              |           |       |       | 20.398 | 39.644 | 60.042  | 10.474 | 37.478 | 47.952  | 1.468 | 7.007 | 8.475  |       |     |       |
| junio             |           |       |       | 21.283 | 37.034 | 58.317  | 9.072  | 34.813 | 43.885  | 1.508 | 6.911 | 8.419  |       |     |       |
| julio             |           |       |       | 27.931 | 41.678 | 69.609  | 9.630  | 35.292 | 44.922  | 1.604 | 8.262 | 9.866  |       |     |       |
| agosto            |           |       |       | 25.160 | 36.699 | 61.859  | 9.201  | 37.685 | 46.886  | 1.677 | 8.212 | 9.889  |       |     |       |
| septiembre        |           |       |       | 20.383 | 23.912 | 44.295  | 9.340  | 33.087 | 42.427  | 1.280 | 6.949 | 8.229  |       |     |       |
| octubre           |           |       |       | 20.895 | 24.131 | 45.026  | 9.997  | 40.059 | 50.056  | 1.212 | 7.045 | 8.257  |       |     |       |
| noviembre         |           |       |       | 23.183 | 24.584 | 47.767  | 10.541 | 43.001 | 53.542  | 1.133 | 7.385 | 8.518  |       |     |       |
| diciembre         |           |       |       | 29.003 | 36.534 | 65.537  | 12.713 | 48.592 | 61.305  | 1.285 | 8.762 | 10.047 |       |     |       |

Información obtenida del Sistema de Gestión de Portabilidad (SGP)

(\*) La información de modalidad corresponde al servicio que el cliente tenía en la empresa donante. No necesariamente se mantiene la misma modalidad en la empresa receptora.



**Cantidad de Portaciones Móviles Prepago y Pospago Recibidas por Empresa(\*)  
( 28 de febrero de 2021 )**

| Mes               | Falabella     |               |               | Claro            |                  |                  | Entel            |                  |                  | VTR            |                |                | Mundo      |              |              |
|-------------------|---------------|---------------|---------------|------------------|------------------|------------------|------------------|------------------|------------------|----------------|----------------|----------------|------------|--------------|--------------|
|                   | Pre           | Pos           | Total         | Pre              | Pos              | Total            | Pre              | Pos              | Total            | Pre            | Pos            | Total          | Pre        | Pos          | Total        |
| <b>enero 2020</b> |               |               |               | 23.798           | 31.327           | 55.125           | 12.124           | 53.145           | 65.269           | 1.269          | 8.599          | 9.868          |            |              |              |
| febrero           |               |               |               | 21.049           | 32.888           | 53.937           | 11.737           | 55.001           | 66.738           | 1.143          | 7.519          | 8.662          | 0          | 9            | 9            |
| marzo             |               |               |               | 19.550           | 24.276           | 43.826           | 8.434            | 40.475           | 48.909           | 1.006          | 5.951          | 6.957          | 0          | 36           | 36           |
| abril             |               |               |               | 14.177           | 20.836           | 35.013           | 3.119            | 27.777           | 30.896           | 394            | 3.765          | 4.159          | 0          | 0            | 0            |
| mayo              |               |               |               | 14.458           | 26.400           | 40.858           | 5.149            | 40.043           | 45.192           | 628            | 5.975          | 6.603          | 0          | 44           | 44           |
| junio             |               |               |               | 16.077           | 23.203           | 39.280           | 5.848            | 48.949           | 54.797           | 598            | 6.397          | 6.995          | 0          | 219          | 219          |
| julio             |               |               |               | 23.719           | 28.300           | 52.019           | 7.338            | 56.966           | 64.304           | 477            | 4.617          | 5.094          | 0          | 463          | 463          |
| agosto            |               |               |               | 24.758           | 26.913           | 51.671           | 7.105            | 50.955           | 58.060           | 358            | 3.132          | 3.490          | 1          | 5            | 6            |
| septiembre        |               |               |               | 26.510           | 25.269           | 51.779           | 7.529            | 51.036           | 58.565           | 429            | 3.135          | 3.564          | 0          | 35           | 35           |
| octubre           |               |               |               | 30.029           | 28.913           | 58.942           | 7.761            | 51.389           | 59.150           | 530            | 3.070          | 3.600          | 0          | 69           | 69           |
| noviembre         |               |               |               | 30.076           | 27.757           | 57.833           | 8.586            | 53.080           | 61.666           | 480            | 3.164          | 3.644          | 3          | 302          | 305          |
| diciembre         |               |               |               | 31.410           | 26.859           | 58.269           | 7.507            | 50.386           | 57.893           | 434            | 3.121          | 3.555          | 84         | 436          | 520          |
| <b>enero 2021</b> |               |               |               | 29.258           | 24.238           | 53.496           | 7.043            | 48.884           | 55.927           | 361            | 3.453          | 3.814          | 232        | 312          | 544          |
| febrero           |               |               |               | 30.894           | 28.316           | 59.210           | 7.513            | 49.017           | 56.530           | 400            | 3.871          | 4.271          | 573        | 541          | 1.114        |
| marzo             |               |               |               |                  |                  |                  |                  |                  |                  |                |                |                |            |              |              |
| abril             |               |               |               |                  |                  |                  |                  |                  |                  |                |                |                |            |              |              |
| mayo              |               |               |               |                  |                  |                  |                  |                  |                  |                |                |                |            |              |              |
| junio             |               |               |               |                  |                  |                  |                  |                  |                  |                |                |                |            |              |              |
| julio             |               |               |               |                  |                  |                  |                  |                  |                  |                |                |                |            |              |              |
| agosto            |               |               |               |                  |                  |                  |                  |                  |                  |                |                |                |            |              |              |
| septiembre        |               |               |               |                  |                  |                  |                  |                  |                  |                |                |                |            |              |              |
| octubre           |               |               |               |                  |                  |                  |                  |                  |                  |                |                |                |            |              |              |
| noviembre         |               |               |               |                  |                  |                  |                  |                  |                  |                |                |                |            |              |              |
| diciembre         |               |               |               |                  |                  |                  |                  |                  |                  |                |                |                |            |              |              |
| <b>Totales</b>    | <b>66.025</b> | <b>23.937</b> | <b>89.962</b> | <b>3.513.986</b> | <b>2.522.928</b> | <b>6.036.914</b> | <b>1.453.437</b> | <b>2.973.067</b> | <b>4.426.504</b> | <b>126.596</b> | <b>424.401</b> | <b>550.997</b> | <b>320</b> | <b>1.930</b> | <b>2.250</b> |

Información obtenida del Sistema de Gestión de Portabilidad (SGP)

(\*) La información de modalidad corresponde al servicio que el cliente tenía en la empresa donante. No necesariamente se mantiene la misma modalidad en la empresa receptora.



**Cantidad de Portaciones Móviles Prepago y Pospago Recibidas por Empresa (\*)**  
( 28 de febrero de 2021 )

| Mes        | Virgin |       |        | Telestar |     |       | Simple |     |       | OPS |     |       | Totales |         |         |
|------------|--------|-------|--------|----------|-----|-------|--------|-----|-------|-----|-----|-------|---------|---------|---------|
|            | Pre    | Pos   | Total  | Pre      | Pos | Total | Pre    | Pos | Total | Pre | Pos | Total | Pre     | Pos     | Total   |
| enero 2012 | 0      | 0     | 0      | 0        | 0   | 0     | 0      | 0   | 0     | 0   | 0   | 0     | 15.947  | 13.265  | 29.212  |
| febrero    | 0      | 0     | 0      | 0        | 0   | 0     | 0      | 0   | 0     | 0   | 0   | 0     | 35.396  | 28.940  | 64.336  |
| marzo      | 15     | 2     | 17     | 0        | 0   | 0     | 0      | 0   | 0     | 0   | 0   | 0     | 41.321  | 34.494  | 75.815  |
| abril      | 817    | 157   | 974    | 0        | 0   | 0     | 0      | 0   | 0     | 0   | 0   | 0     | 32.452  | 29.850  | 62.302  |
| mayo       | 1.664  | 318   | 1.982  | 0        | 0   | 0     | 0      | 0   | 0     | 0   | 0   | 0     | 31.424  | 32.289  | 63.713  |
| junio      | 1.942  | 336   | 2.278  | 0        | 0   | 0     | 0      | 0   | 0     | 0   | 0   | 0     | 33.270  | 34.228  | 67.498  |
| julio      | 1.852  | 308   | 2.160  | 0        | 0   | 0     | 0      | 0   | 0     | 0   | 0   | 0     | 38.902  | 27.697  | 66.599  |
| agosto     | 1.552  | 293   | 1.845  | 0        | 0   | 0     | 0      | 0   | 0     | 0   | 0   | 0     | 40.362  | 29.613  | 69.975  |
| septiembre | 1.614  | 226   | 1.840  | 0        | 0   | 0     | 0      | 0   | 0     | 0   | 0   | 0     | 34.305  | 22.611  | 56.916  |
| octubre    | 2.211  | 291   | 2.502  | 0        | 0   | 0     | 0      | 0   | 0     | 0   | 0   | 0     | 41.732  | 26.192  | 67.924  |
| noviembre  | 2.136  | 286   | 2.422  | 0        | 0   | 0     | 0      | 0   | 0     | 0   | 0   | 0     | 38.941  | 25.196  | 64.137  |
| diciembre  | 3.040  | 389   | 3.429  | 0        | 0   | 0     | 0      | 0   | 0     | 0   | 0   | 0     | 36.148  | 24.852  | 61.000  |
| enero 2013 | 2.565  | 339   | 2.904  | 0        | 0   | 0     | 0      | 0   | 0     | 0   | 0   | 0     | 37.457  | 25.579  | 63.036  |
| febrero    | 2.077  | 294   | 2.371  | 0        | 0   | 0     | 0      | 0   | 0     | 0   | 0   | 0     | 33.266  | 21.741  | 55.007  |
| marzo      | 2.012  | 317   | 2.329  | 0        | 0   | 0     | 0      | 0   | 0     | 0   | 0   | 0     | 31.180  | 25.389  | 56.569  |
| abril      | 2.963  | 380   | 3.343  | 0        | 0   | 0     | 0      | 0   | 0     | 0   | 0   | 0     | 32.859  | 26.858  | 59.717  |
| mayo       | 3.783  | 414   | 4.197  | 0        | 0   | 0     | 0      | 0   | 0     | 0   | 0   | 0     | 31.843  | 26.382  | 58.225  |
| junio      | 4.082  | 404   | 4.486  | 0        | 0   | 0     | 0      | 0   | 0     | 0   | 0   | 0     | 31.881  | 25.395  | 57.276  |
| julio      | 6.694  | 567   | 7.261  | 0        | 0   | 0     | 0      | 0   | 0     | 0   | 0   | 0     | 45.906  | 30.561  | 76.467  |
| agosto     | 8.983  | 690   | 9.673  | 0        | 0   | 0     | 0      | 0   | 0     | 0   | 0   | 0     | 49.600  | 31.918  | 81.518  |
| septiembre | 7.948  | 565   | 8.513  | 0        | 0   | 0     | 0      | 0   | 0     | 0   | 0   | 0     | 38.337  | 23.400  | 61.737  |
| octubre    | 9.823  | 683   | 10.506 | 0        | 0   | 0     | 0      | 0   | 0     | 0   | 0   | 0     | 49.566  | 34.763  | 84.329  |
| noviembre  | 7.473  | 630   | 8.103  | 0        | 0   | 0     | 0      | 0   | 0     | 0   | 0   | 0     | 44.457  | 31.254  | 75.711  |
| diciembre  | 7.282  | 597   | 7.879  | 396      | 0   | 396   | 0      | 0   | 0     | 0   | 0   | 0     | 41.175  | 37.102  | 78.277  |
| enero 2014 | 6.270  | 553   | 6.823  | 218      | 1   | 219   | 0      | 0   | 0     | 0   | 0   | 0     | 39.999  | 34.555  | 74.554  |
| febrero    | 5.579  | 513   | 6.092  | 111      | 4   | 115   | 0      | 0   | 0     | 0   | 0   | 0     | 38.689  | 33.831  | 72.520  |
| marzo      | 7.517  | 588   | 8.105  | 523      | 10  | 533   | 0      | 0   | 0     | 0   | 0   | 0     | 48.453  | 40.376  | 88.829  |
| abril      | 7.731  | 601   | 8.332  | 804      | 1   | 805   | 0      | 0   | 0     | 0   | 0   | 0     | 49.352  | 43.534  | 92.886  |
| mayo       | 9.181  | 680   | 9.861  | 544      | 2   | 546   | 0      | 0   | 0     | 0   | 0   | 0     | 45.778  | 41.183  | 86.961  |
| junio      | 10.669 | 792   | 11.461 | 81       | 2   | 83    | 0      | 0   | 0     | 0   | 0   | 0     | 48.196  | 52.271  | 100.467 |
| julio      | 7.639  | 769   | 8.408  | 724      | 1   | 725   | 0      | 0   | 0     | 0   | 0   | 0     | 50.050  | 77.115  | 127.165 |
| agosto     | 7.822  | 837   | 8.659  | 860      | 3   | 863   | 0      | 0   | 0     | 0   | 0   | 0     | 47.977  | 75.665  | 123.642 |
| septiembre | 8.279  | 761   | 9.040  | 779      | 7   | 786   | 0      | 0   | 0     | 0   | 0   | 0     | 46.148  | 66.327  | 112.475 |
| octubre    | 12.791 | 1.148 | 13.939 | 429      | 0   | 429   | 0      | 0   | 0     | 0   | 0   | 0     | 55.371  | 81.978  | 137.349 |
| noviembre  | 14.743 | 1.676 | 16.419 | 200      | 1   | 201   | 0      | 0   | 0     | 0   | 0   | 0     | 56.072  | 80.760  | 136.832 |
| diciembre  | 13.193 | 1.487 | 14.680 | 340      | 65  | 405   | 0      | 0   | 0     | 0   | 0   | 0     | 52.315  | 87.059  | 139.374 |
| enero 2015 | 11.128 | 1.306 | 12.434 | 107      | 16  | 123   | 0      | 0   | 0     | 0   | 0   | 0     | 52.663  | 71.804  | 124.467 |
| febrero    | 9.981  | 1.210 | 11.191 | 43       | 91  | 134   | 3      | 3   | 6     | 0   | 0   | 0     | 48.558  | 67.648  | 116.206 |
| marzo      | 11.911 | 1.277 | 13.188 | 21       | 1   | 22    | 41     | 14  | 55    | 0   | 0   | 0     | 60.647  | 72.101  | 132.748 |
| abril      | 12.033 | 1.380 | 13.413 | 24       | 2   | 26    | 203    | 63  | 266   | 0   | 0   | 0     | 62.334  | 72.674  | 135.008 |
| mayo       | 11.792 | 1.232 | 13.024 | 4        | 2   | 6     | 253    | 62  | 315   | 0   | 0   | 0     | 61.966  | 72.184  | 134.150 |
| junio      | 13.504 | 1.339 | 14.843 | 3        | 0   | 3     | 519    | 75  | 594   | 0   | 0   | 0     | 63.942  | 78.316  | 142.258 |
| julio      | 15.702 | 1.457 | 17.159 | 2        | 1   | 3     | 973    | 168 | 1.141 | 0   | 0   | 0     | 76.144  | 92.588  | 168.732 |
| agosto     | 17.677 | 1.679 | 19.356 | 1        | 1   | 2     | 689    | 127 | 816   | 0   | 0   | 0     | 85.368  | 105.605 | 190.973 |
| septiembre | 14.684 | 1.222 | 15.906 | 3        | 0   | 3     | 650    | 103 | 753   | 0   | 0   | 0     | 82.289  | 104.730 | 187.019 |
| octubre    | 15.056 | 1.113 | 16.169 | 2        | 1   | 3     | 576    | 77  | 653   | 0   | 0   | 0     | 96.012  | 108.991 | 205.003 |
| noviembre  | 14.030 | 1.074 | 15.104 | 2        | 3   | 5     | 481    | 48  | 529   | 0   | 197 | 197   | 99.166  | 109.654 | 208.820 |
| diciembre  | 14.822 | 1.440 | 16.262 | 0        | 0   | 0     | 521    | 47  | 568   | 0   | 108 | 108   | 99.670  | 110.748 | 210.418 |

Información obtenida del Sistema de Gestión de Portabilidad (SGP)

(\*) La información de modalidad corresponde al servicio que el cliente tenía en la empresa donante. No necesariamente se mantiene la misma modalidad en la empresa receptora.



**Cantidad de Portaciones Móviles Prepago y Pospago Recibidas por Empresa (\*)**  
**( 28 de febrero de 2021 )**

| Mes        | Virgin |       |        | Telestar |     |       | Simple |     |       | OPS |     |       | Totales |         |         |
|------------|--------|-------|--------|----------|-----|-------|--------|-----|-------|-----|-----|-------|---------|---------|---------|
|            | Pre    | Pos   | Total  | Pre      | Pos | Total | Pre    | Pos | Total | Pre | Pos | Total | Pre     | Pos     | Total   |
| enero 2016 | 18.169 | 1.512 | 19.681 | 0        | 0   | 0     | 504    | 47  | 551   | 0   | 497 | 497   | 95.293  | 99.656  | 194.949 |
| febrero    | 20.046 | 1.543 | 21.589 | 0        | 0   | 0     | 463    | 49  | 512   | 0   | 364 | 364   | 100.424 | 92.549  | 192.973 |
| marzo      | 22.121 | 1.583 | 23.704 | 0        | 0   | 0     | 973    | 33  | 1.006 | 0   | 279 | 279   | 119.477 | 108.816 | 228.293 |
| abril      | 20.251 | 1.418 | 21.669 | 0        | 0   | 0     | 531    | 53  | 584   | 0   | 0   | 0     | 131.722 | 119.466 | 251.188 |
| mayo       | 22.119 | 1.578 | 23.697 | 0        | 0   | 0     | 875    | 33  | 908   | 0   | 12  | 12    | 141.831 | 110.525 | 252.356 |
| junio      | 23.225 | 1.564 | 24.789 | 0        | 0   | 0     | 518    | 48  | 566   | 0   | 103 | 103   | 151.448 | 121.738 | 273.186 |
| julio      | 21.820 | 1.406 | 23.226 | 0        | 0   | 0     | 330    | 59  | 389   | 0   | 0   | 0     | 167.722 | 132.076 | 299.798 |
| agosto     | 20.813 | 1.525 | 22.338 | 0        | 0   | 0     | 323    | 46  | 369   | 0   | 281 | 281   | 172.927 | 130.511 | 303.438 |
| septiembre | 17.585 | 1.227 | 18.812 | 0        | 49  | 49    | 212    | 47  | 259   | 0   | 403 | 403   | 165.223 | 114.081 | 279.304 |
| octubre    | 18.096 | 1.352 | 19.448 | 0        | 0   | 0     | 151    | 22  | 173   | 0   | 0   | 0     | 175.385 | 109.793 | 285.178 |
| noviembre  | 20.700 | 1.300 | 22.000 | 0        | 0   | 0     | 147    | 24  | 171   | 0   | 99  | 99    | 187.887 | 117.600 | 305.487 |
| diciembre  | 19.181 | 1.381 | 20.562 | 0        | 0   | 0     | 191    | 25  | 216   | 0   | 100 | 100   | 211.328 | 138.013 | 349.341 |
| enero 2017 | 12.770 | 1.066 | 13.836 | 0        | 0   | 0     | 216    | 26  | 242   | 0   | 286 | 286   | 186.601 | 111.113 | 297.714 |
| febrero    | 9.704  | 1.148 | 10.852 | 0        | 0   | 0     | 176    | 34  | 210   | 0   | 149 | 149   | 189.266 | 113.126 | 302.392 |
| marzo      | 12.330 | 1.402 | 13.732 | 0        | 0   | 0     | 517    | 55  | 572   | 0   | 0   | 0     | 237.390 | 135.696 | 373.086 |
| abril      | 9.384  | 1.207 | 10.591 | 0        | 0   | 0     | 205    | 24  | 229   | 0   | 0   | 0     | 191.520 | 121.983 | 313.503 |
| mayo       | 10.394 | 1.284 | 11.678 | 0        | 0   | 0     | 256    | 35  | 291   | 0   | 2   | 2     | 232.583 | 147.931 | 380.514 |
| junio      | 7.765  | 1.106 | 8.871  | 0        | 0   | 0     | 224    | 31  | 255   | 0   | 0   | 0     | 236.642 | 149.536 | 386.178 |
| julio      | 7.299  | 968   | 8.267  | 0        | 0   | 0     | 211    | 27  | 238   | 0   | 0   | 0     | 247.533 | 161.051 | 408.584 |
| agosto     | 8.732  | 972   | 9.704  | 0        | 0   | 0     | 198    | 30  | 228   | 0   | 0   | 0     | 249.683 | 168.731 | 418.414 |
| septiembre | 6.937  | 734   | 7.671  | 0        | 0   | 0     | 166    | 27  | 193   | 0   | 0   | 0     | 222.854 | 140.027 | 362.881 |
| octubre    | 7.570  | 667   | 8.237  | 0        | 0   | 0     | 129    | 17  | 146   | 0   | 0   | 0     | 218.682 | 135.560 | 354.242 |
| noviembre  | 8.228  | 896   | 9.124  | 0        | 0   | 0     | 170    | 19  | 189   | 0   | 0   | 0     | 227.434 | 137.171 | 364.605 |
| diciembre  | 7.982  | 835   | 8.817  | 0        | 0   | 0     | 131    | 18  | 149   | 0   | 0   | 0     | 261.230 | 155.249 | 416.479 |
| enero 2018 | 7.079  | 846   | 7.925  | 0        | 0   | 0     | 112    | 18  | 130   | 0   | 400 | 400   | 241.871 | 147.127 | 388.998 |
| febrero    | 6.153  | 789   | 6.942  | 0        | 0   | 0     | 111    | 11  | 122   | 0   | 0   | 0     | 182.084 | 135.371 | 317.455 |
| marzo      | 6.279  | 816   | 7.095  | 0        | 0   | 0     | 122    | 20  | 142   | 0   | 2   | 2     | 192.338 | 138.211 | 330.549 |
| abril      | 5.335  | 702   | 6.037  | 0        | 0   | 0     | 106    | 10  | 116   | 0   | 0   | 0     | 201.458 | 146.528 | 347.986 |
| mayo       | 5.130  | 645   | 5.775  | 0        | 0   | 0     | 108    | 13  | 121   | 0   | 200 | 200   | 201.998 | 149.418 | 351.416 |
| junio      | 5.206  | 542   | 5.748  | 0        | 0   | 0     | 91     | 11  | 102   | 0   | 0   | 0     | 196.357 | 154.847 | 351.204 |
| julio      | 4.391  | 533   | 4.924  | 0        | 0   | 0     | 113    | 18  | 131   | 0   | 0   | 0     | 173.524 | 145.903 | 319.427 |
| agosto     | 10.297 | 2.283 | 12.580 | 0        | 0   | 0     | 103    | 17  | 120   | 3   | 0   | 3     | 152.655 | 160.550 | 313.205 |
| septiembre | 7.695  | 1.992 | 9.687  | 0        | 0   | 0     | 73     | 12  | 85    | 1   | 0   | 1     | 116.482 | 131.254 | 247.736 |
| octubre    | 8.798  | 1.839 | 10.637 | 0        | 0   | 0     | 83     | 9   | 92    | 182 | 0   | 182   | 136.860 | 158.174 | 295.034 |
| noviembre  | 7.555  | 1.671 | 9.226  | 0        | 0   | 0     | 48     | 9   | 57    | 11  | 0   | 11    | 128.985 | 156.738 | 285.723 |
| diciembre  | 7.029  | 1.371 | 8.400  | 0        | 0   | 0     | 38     | 13  | 51    | 0   | 0   | 0     | 151.618 | 172.963 | 324.581 |
| enero 2019 | 6.468  | 1.245 | 7.713  | 0        | 0   | 0     | 59     | 12  | 71    | 0   | 0   | 0     | 130.841 | 159.370 | 290.211 |
| febrero    | 6.046  | 1.103 | 7.149  | 0        | 0   | 0     | 59     | 11  | 70    | 0   | 0   | 0     | 115.956 | 146.420 | 262.376 |
| marzo      | 7.185  | 1.410 | 8.595  | 0        | 0   | 0     | 73     | 12  | 85    | 0   | 0   | 0     | 134.830 | 169.643 | 304.473 |
| abril      | 7.520  | 1.533 | 9.053  | 0        | 0   | 0     | 26     | 0   | 26    | 0   | 0   | 0     | 117.014 | 160.641 | 277.655 |
| mayo       | 8.130  | 1.724 | 9.854  | 0        | 0   | 0     | 41     | 3   | 44    | 0   | 0   | 0     | 118.252 | 162.099 | 280.351 |
| junio      | 7.074  | 1.486 | 8.560  | 0        | 0   | 0     | 32     | 12  | 44    | 0   | 100 | 100   | 114.752 | 156.442 | 271.194 |
| julio      | 7.587  | 1.719 | 9.306  | 0        | 0   | 0     | 42     | 17  | 59    | 0   | 0   | 0     | 129.866 | 177.339 | 307.205 |
| agosto     | 5.992  | 1.509 | 7.501  | 0        | 0   | 0     | 85     | 16  | 101   | 0   | 0   | 0     | 125.002 | 177.903 | 302.905 |
| septiembre | 4.862  | 1.319 | 6.181  | 0        | 0   | 0     | 72     | 16  | 88    | 0   | 0   | 0     | 105.620 | 141.057 | 246.677 |
| octubre    | 5.936  | 1.553 | 7.489  | 0        | 0   | 0     | 111    | 29  | 140   | 0   | 0   | 0     | 109.489 | 142.777 | 252.266 |
| noviembre  | 5.286  | 1.443 | 6.729  | 0        | 0   | 0     | 87     | 27  | 114   | 0   | 0   | 0     | 101.835 | 153.553 | 255.388 |
| diciembre  | 6.025  | 1.647 | 7.672  | 0        | 0   | 0     | 145    | 26  | 171   | 0   | 51  | 51    | 123.886 | 188.303 | 312.189 |

Información obtenida del Sistema de Gestión de Portabilidad (SGP)

(\*) La información de modalidad corresponde al servicio que el cliente tenía en la empresa donante. No necesariamente se mantiene la misma modalidad en la empresa receptora.



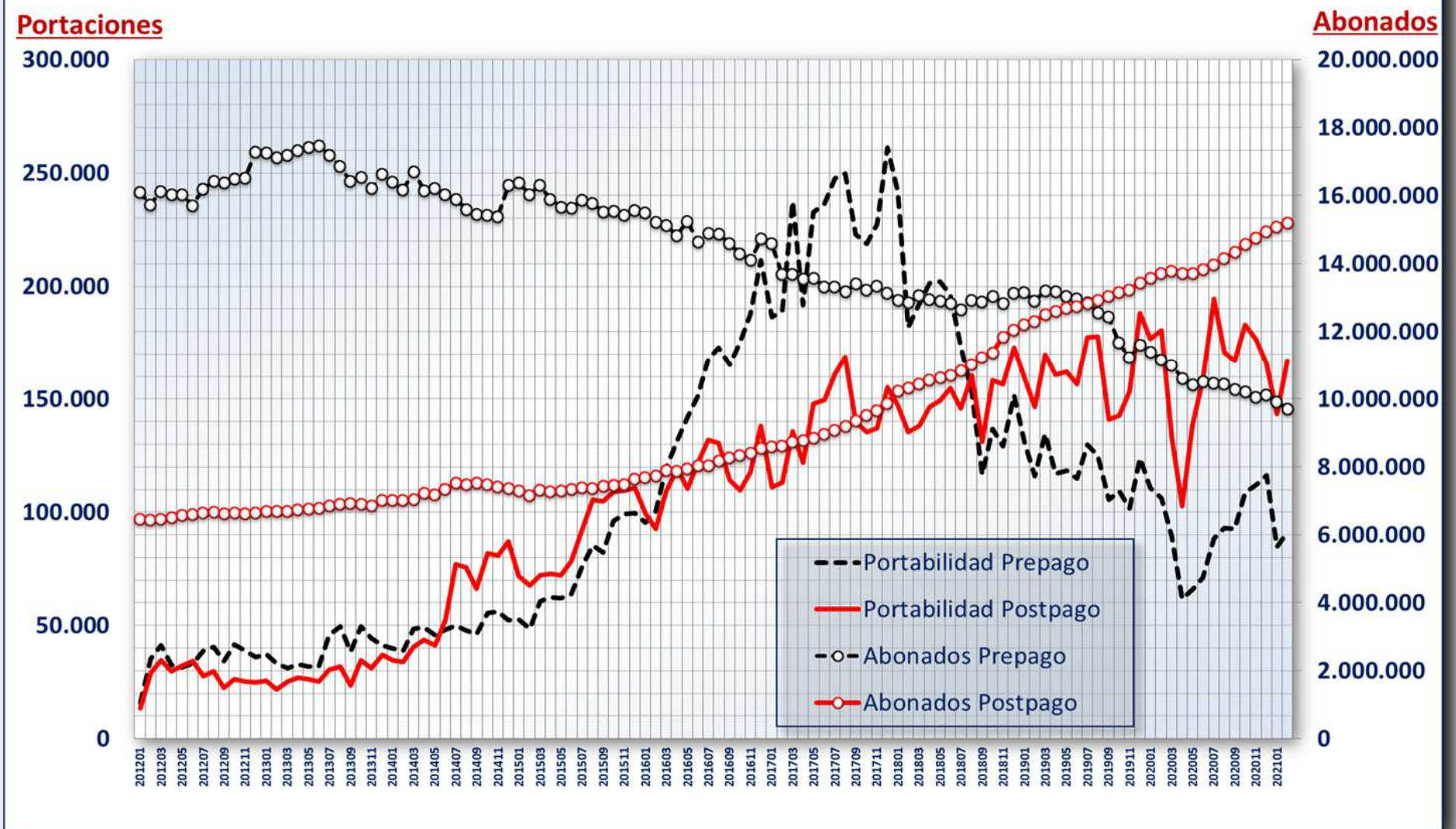
**Cantidad de Portaciones Móviles Prepago y Pospago Recibidas por Empresa (\*)**  
**( 28 de febrero de 2021 )**

| Mes               | Virgin         |                |                  | Telestar     |            |              | Simple        |              |               | OPS        |              |              | Totales           |                   |                   |
|-------------------|----------------|----------------|------------------|--------------|------------|--------------|---------------|--------------|---------------|------------|--------------|--------------|-------------------|-------------------|-------------------|
|                   | Pre            | Pos            | Total            | Pre          | Pos        | Total        | Pre           | Pos          | Total         | Pre        | Pos          | Total        | Pre               | Pos               | Total             |
| <b>enero 2020</b> | 5.536          | 1.553          | 7.089            | 0            | 0          | 0            | 268           | 115          | 383           | 0          | 0            | 0            | 110.587           | 176.703           | 287.290           |
| febrero           | 4.966          | 1.193          | 6.159            | 0            | 0          | 0            | 185           | 85           | 270           | 0          | 0            | 0            | 106.164           | 180.406           | 286.570           |
| marzo             | 3.718          | 875            | 4.593            | 0            | 0          | 0            | 250           | 101          | 351           | 0          | 38           | 38           | 89.211            | 132.811           | 222.022           |
| abril             | 2.867          | 947            | 3.814            | 0            | 0          | 0            | 185           | 86           | 271           | 0          | 106          | 106          | 61.710            | 102.838           | 164.548           |
| mayo              | 1.919          | 874            | 2.793            | 0            | 0          | 0            | 234           | 160          | 394           | 0          | 113          | 113          | 65.840            | 138.436           | 204.276           |
| junio             | 1.934          | 801            | 2.735            | 0            | 0          | 0            | 181           | 132          | 313           | 0          | 208          | 208          | 71.029            | 158.682           | 229.711           |
| julio             | 1.838          | 713            | 2.551            | 0            | 0          | 0            | 134           | 152          | 286           | 0          | 5            | 5            | 88.319            | 194.478           | 282.797           |
| agosto            | 2.537          | 1.195          | 3.732            | 0            | 0          | 0            | 461           | 209          | 670           | 0          | 102          | 102          | 92.915            | 170.776           | 263.691           |
| septiembre        | 2.566          | 1.008          | 3.574            | 0            | 0          | 0            | 445           | 149          | 594           | 0          | 331          | 331          | 92.759            | 166.915           | 259.674           |
| octubre           | 2.323          | 877            | 3.200            | 0            | 0          | 0            | 356           | 157          | 513           | 0          | 0            | 0            | 108.565           | 182.935           | 291.500           |
| noviembre         | 2.522          | 956            | 3.478            | 0            | 0          | 0            | 174           | 94           | 268           | 0          | 101          | 101          | 112.261           | 176.240           | 288.501           |
| diciembre         | 2.108          | 800            | 2.908            | 0            | 0          | 0            | 121           | 66           | 187           | 0          | 2            | 2            | 116.293           | 165.548           | 281.841           |
| <b>enero 2021</b> | 2.268          | 872            | 3.140            | 0            | 0          | 0            | 166           | 68           | 234           | 0          | 151          | 151          | 84.509            | 143.315           | 227.824           |
| febrero           | 2.176          | 851            | 3.027            | 0            | 0          | 0            | 125           | 67           | 192           | 0          | 0            | 0            | 91.313            | 166.931           | 258.244           |
| marzo             |                |                |                  |              |            |              |               |              |               |            |              |              |                   |                   |                   |
| abril             |                |                |                  |              |            |              |               |              |               |            |              |              |                   |                   |                   |
| mayo              |                |                |                  |              |            |              |               |              |               |            |              |              |                   |                   |                   |
| junio             |                |                |                  |              |            |              |               |              |               |            |              |              |                   |                   |                   |
| julio             |                |                |                  |              |            |              |               |              |               |            |              |              |                   |                   |                   |
| agosto            |                |                |                  |              |            |              |               |              |               |            |              |              |                   |                   |                   |
| septiembre        |                |                |                  |              |            |              |               |              |               |            |              |              |                   |                   |                   |
| octubre           |                |                |                  |              |            |              |               |              |               |            |              |              |                   |                   |                   |
| noviembre         |                |                |                  |              |            |              |               |              |               |            |              |              |                   |                   |                   |
| diciembre         |                |                |                  |              |            |              |               |              |               |            |              |              |                   |                   |                   |
| <b>Totales</b>    | <b>905.643</b> | <b>108.678</b> | <b>1.014.321</b> | <b>6.221</b> | <b>264</b> | <b>6.485</b> | <b>17.826</b> | <b>3.532</b> | <b>21.358</b> | <b>197</b> | <b>4.790</b> | <b>4.987</b> | <b>11.580.706</b> | <b>11.345.978</b> | <b>23.184.928</b> |

Información obtenida del Sistema de Gestión de Portabilidad (SGP)

(\*) La información de modalidad corresponde al servicio que el cliente tenía en la empresa donante. No necesariamente se mantiene la misma modalidad en la empresa receptora.

# Evolución Portaciones y Abonados Móviles Prepago y PostPago



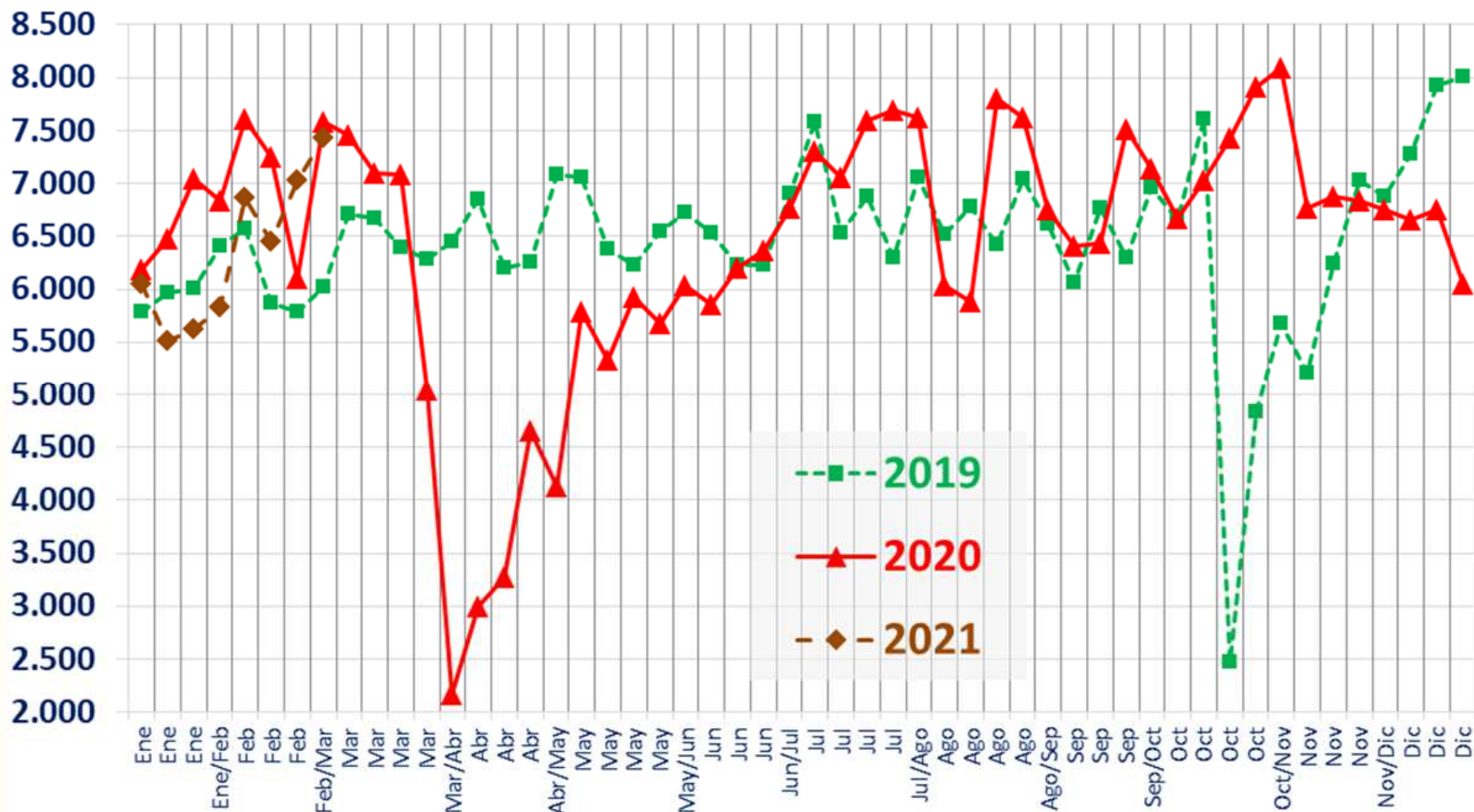
- Información al 28 de febrero de 2021

- Información obtenida del Sistema de Gestión de Portabilidad (SGP)

- La información de modalidad corresponde al servicio que el cliente tenía en la empresa donante. No necesariamente se mantiene la misma modalidad en la empresa receptora

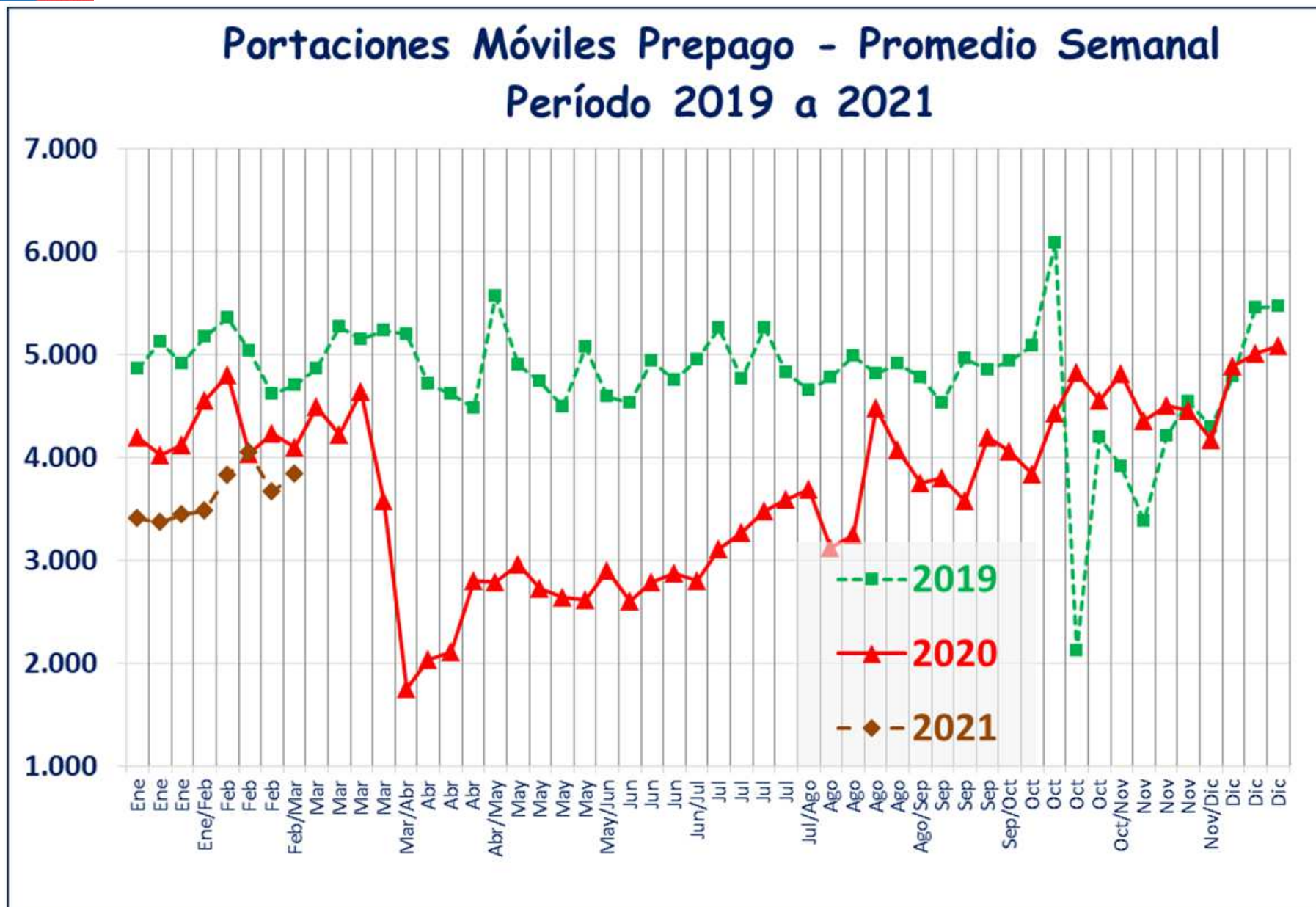
- Datos de Abonados, información entregada mensualmente a Subtel por cada empresa.

## Portaciones Móviles con Plan - Promedio Semanal Período 2019 a 2021



- Información obtenida del Sistema de Gestión de Portabilidad (SGP) al 28 de febrero de 2021

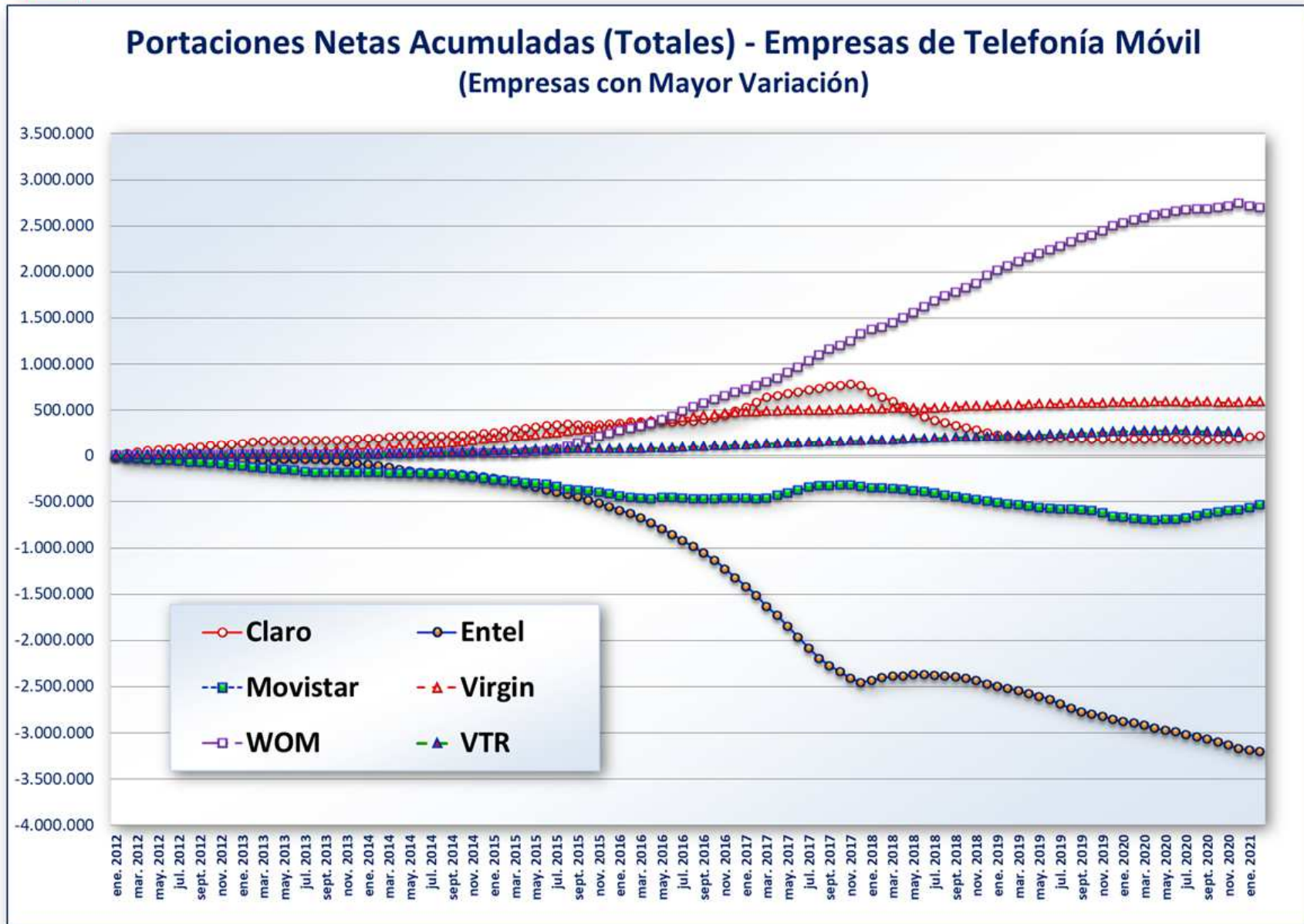
- La información de modalidad corresponde al servicio que el cliente tenía en la empresa donante. No necesariamente se mantiene la misma modalidad en la empresa receptora



- Información obtenida del Sistema de Gestión de Portabilidad (SGP) al 28 de febrero de 2021

- La información de modalidad corresponde al servicio que el cliente tenía en la empresa donante. No necesariamente se mantiene la misma modalidad en la empresa receptora



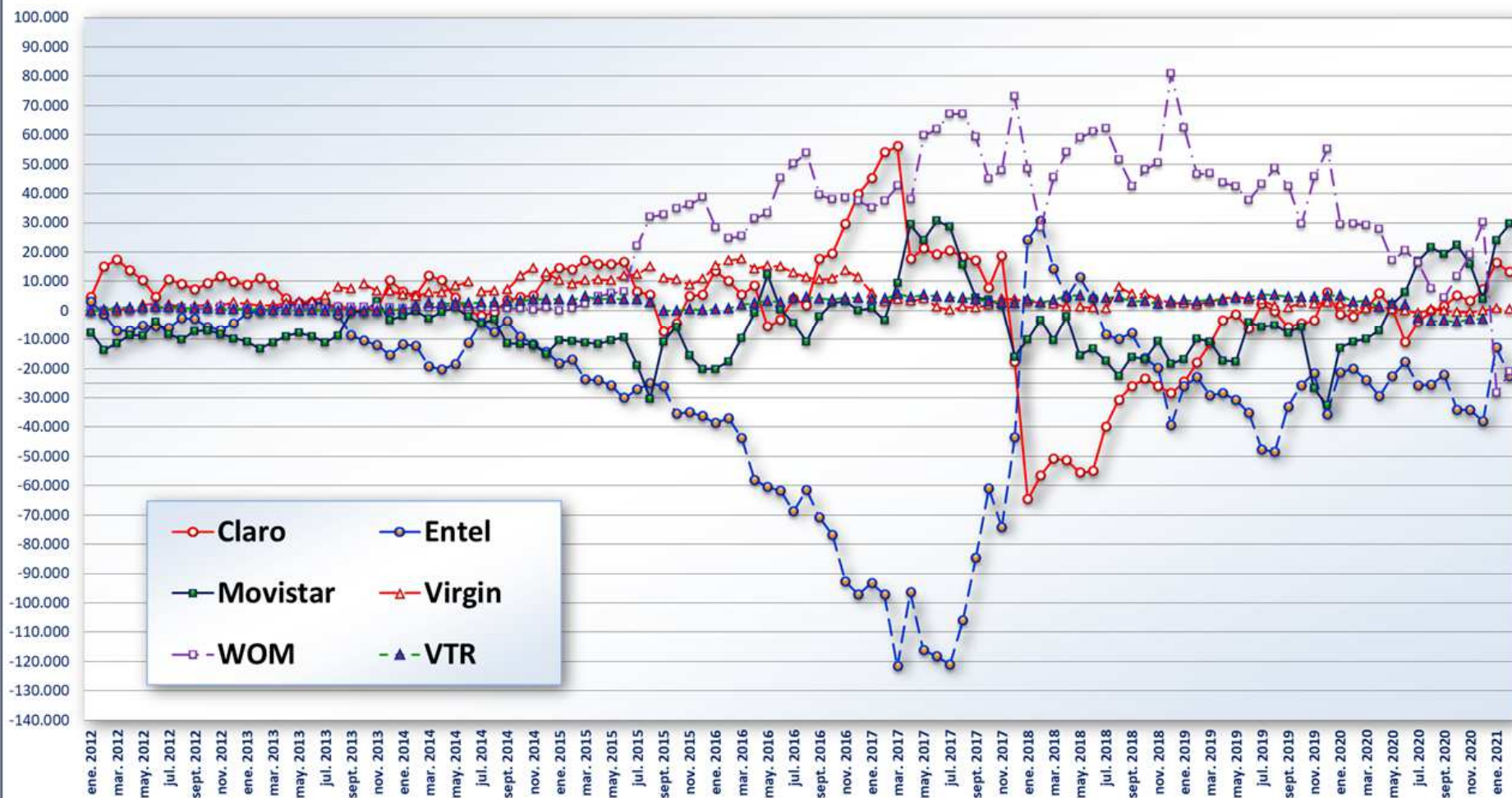


- Información al 28 de febrero de 2021

- Información obtenida del Sistema de Gestión de Portabilidad (SGP)

- Resultado Neto: Números portados como empresa receptora menos números portados como empresa donante

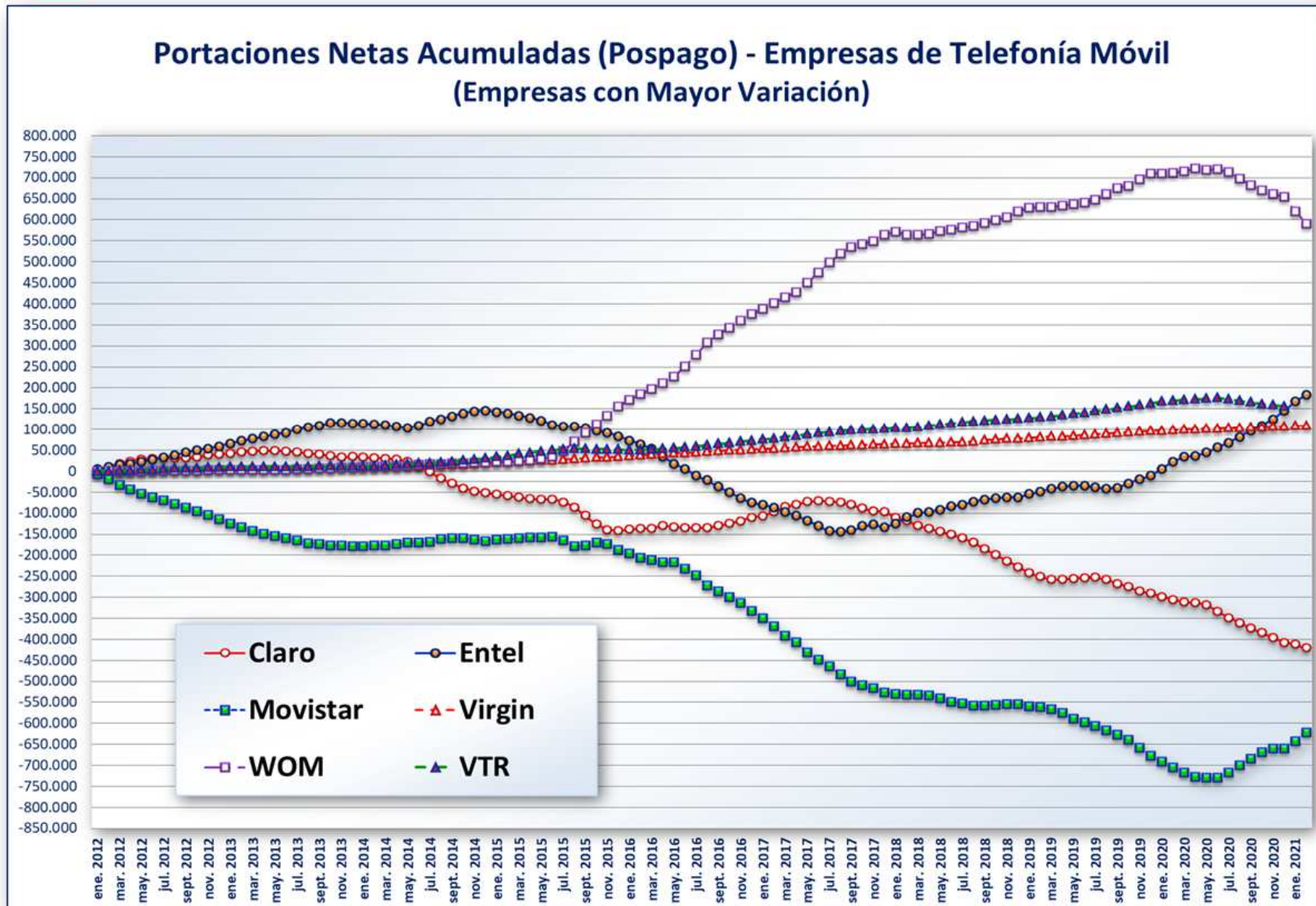
## Portaciones Netas Mensuales (Totales) - Empresas de Telefonía Móvil (Empresas con Mayor Variación)



- Información al 28 de febrero de 2021

- Información obtenida del Sistema de Gestión de Portabilidad (SGP)

- Resultado Neto: Números portados como empresa receptora menos números portados como empresa donante



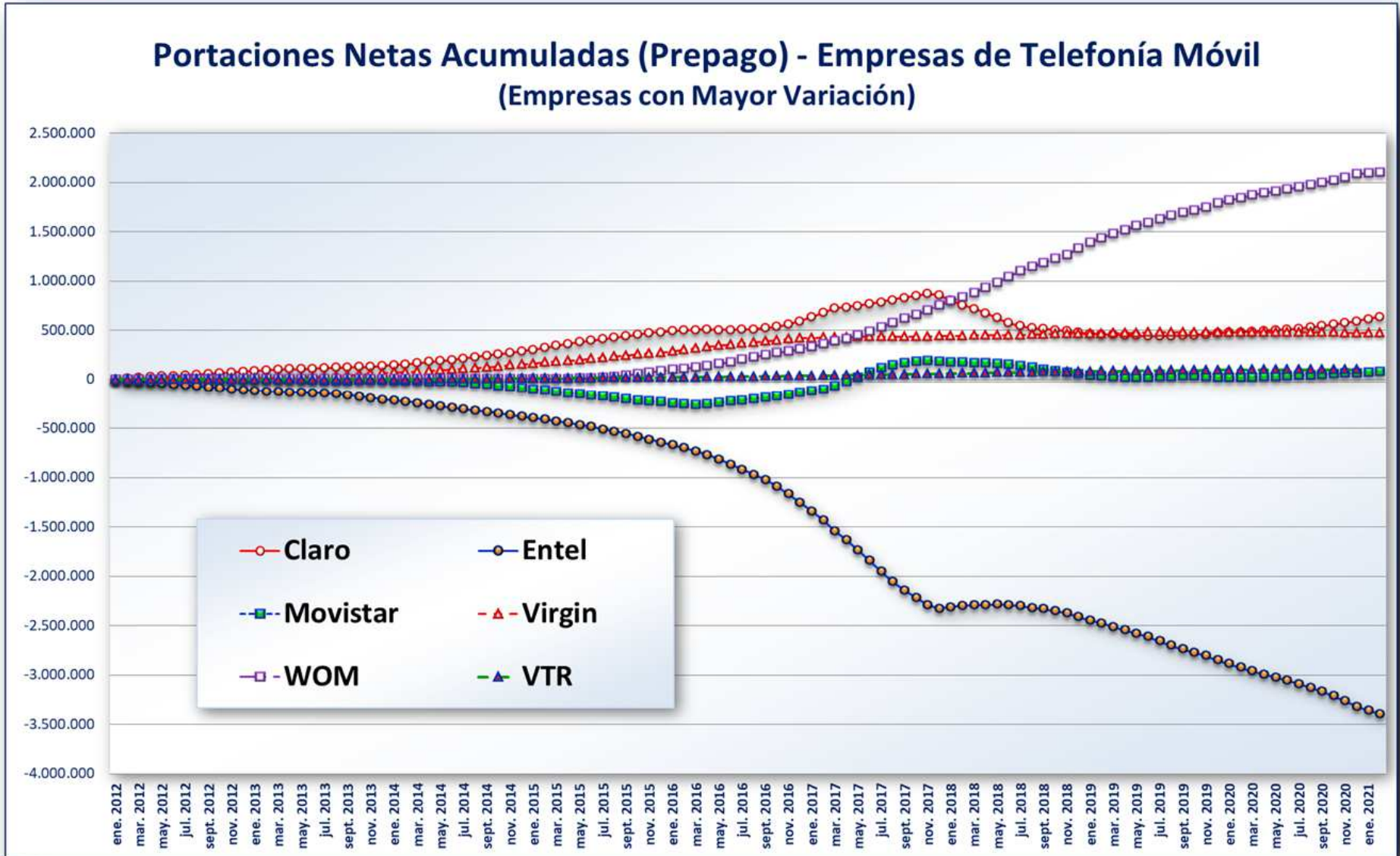
- Información al 28 de febrero de 2021

- Información obtenida del Sistema de Gestión de Portabilidad (SGP)

- Resultado Neto: Números portados como empresa receptora menos números portados como empresa donante

- La información de modalidad de telefonía móvil (pre, pospago), corresponde al servicio que el cliente tenía en la empresa donante.



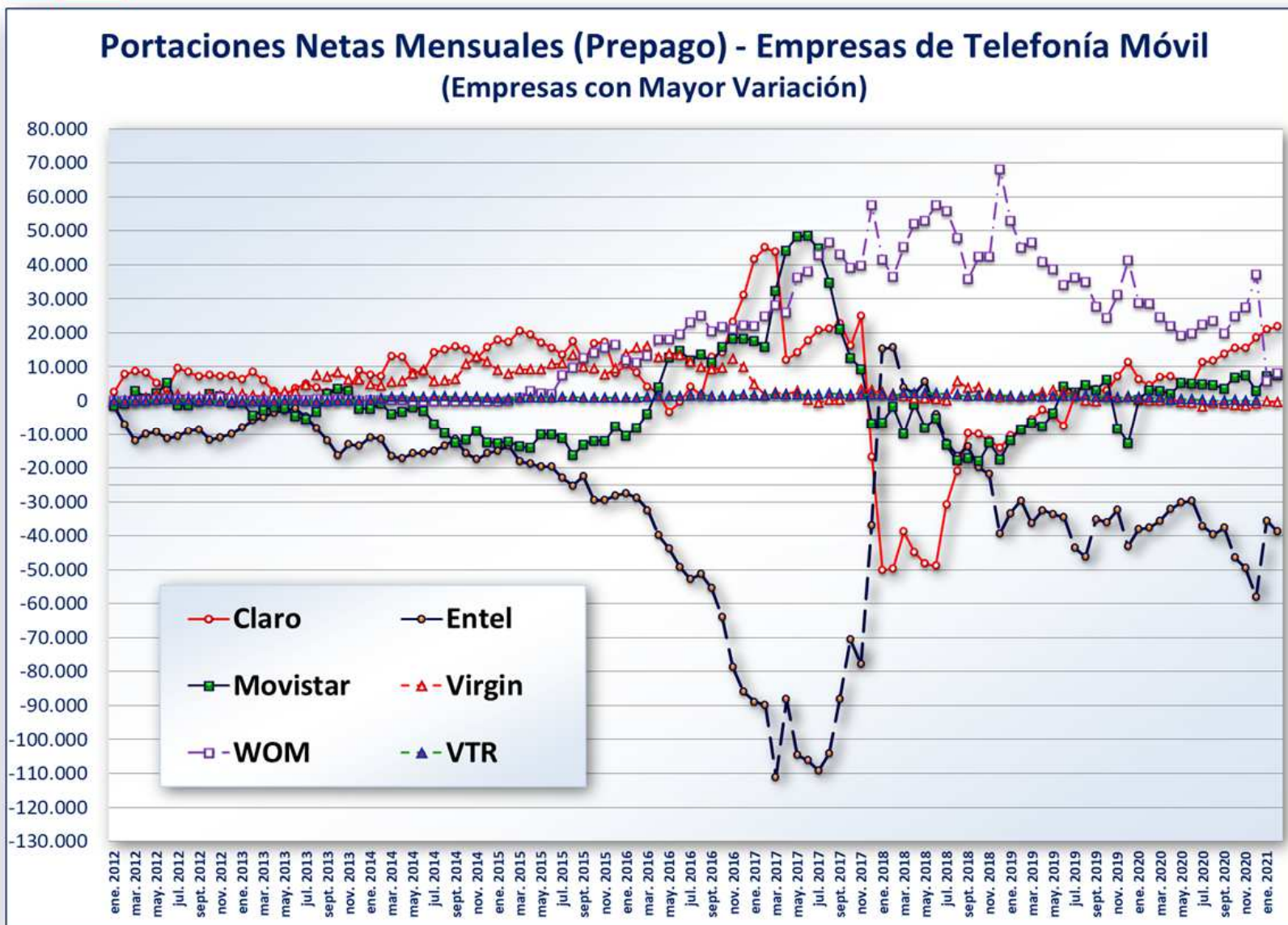


- Información al 28 de febrero de 2021

- Información obtenida del Sistema de Gestión de Portabilidad (SGP)

- Resultado Neto: Números portados como empresa receptora menos números portados como empresa donante

- La información de modalidad de telefonía móvil (pre, pospago), corresponde al servicio que el cliente tenía en la empresa donante.



- Información al 28 de febrero de 2021

- Información obtenida del Sistema de Gestión de Portabilidad (SGP)

- Resultado Neto: Números portados como empresa receptora menos números portados como empresa donante

- La información de modalidad de telefonía móvil (pre, postpago), corresponde al servicio que el cliente tenía en la empresa donante.



Subsecretaría de Telecomunicaciones

## Variación Mensual de Portaciones Móviles Prepago y Pospago

( 28 de febrero de 2021 )

| Año  | Mes  | Claro   |        |        |         |        |         | Entel   |        |         |         |        |        | Movistar |        |         |         |        |         |
|------|------|---------|--------|--------|---------|--------|---------|---------|--------|---------|---------|--------|--------|----------|--------|---------|---------|--------|---------|
|      |      | Prepago |        |        | Pospago |        |         | Prepago |        |         | Pospago |        |        | Prepago  |        |         | Pospago |        |         |
|      |      | Recept  | Donant | Neto   | Recept  | Donant | Neto    | Recept  | Donant | Neto    | Recept  | Donant | Neto   | Recept   | Donant | Neto    | Recept  | Donant | Neto    |
| 2012 | ene  | 6.525   | 3.792  | 2.733  | 4.413   | 2.477  | 1.936   | 5.438   | 6.745  | -1.307  | 7.311   | 2.931  | 4.380  | 3.956    | 5.407  | -1.451  | 1.486   | 7.856  | -6.370  |
|      | feb  | 15.956  | 8.144  | 7.812  | 12.131  | 4.925  | 7.206   | 8.353   | 15.420 | -7.067  | 13.001  | 7.380  | 5.621  | 11.046   | 11.829 | -783    | 3.526   | 16.615 | -13.089 |
|      | mar  | 18.333  | 9.448  | 8.885  | 14.437  | 5.997  | 8.440   | 7.530   | 19.492 | -11.962 | 14.648  | 9.660  | 4.988  | 15.295   | 12.379 | 2.916   | 4.418   | 18.778 | -14.360 |
|      | abr  | 15.089  | 6.807  | 8.282  | 10.860  | 5.363  | 5.497   | 5.205   | 15.000 | -9.795  | 12.202  | 9.469  | 2.733  | 11.247   | 10.641 | 606     | 5.621   | 14.953 | -9.332  |
|      | may  | 12.512  | 7.262  | 5.250  | 11.554  | 6.409  | 5.145   | 5.434   | 14.744 | -9.310  | 13.437  | 9.361  | 4.076  | 11.501   | 9.400  | 2.101   | 5.457   | 16.397 | -10.940 |
|      | jun  | 11.613  | 8.309  | 3.304  | 9.951   | 8.551  | 1.400   | 4.933   | 16.116 | -11.183 | 15.159  | 9.420  | 5.739  | 13.986   | 8.802  | 5.184   | 7.086   | 16.104 | -9.018  |
|      | jul  | 17.887  | 8.255  | 9.632  | 8.280   | 7.393  | 887     | 5.842   | 16.459 | -10.617 | 12.165  | 7.622  | 4.543  | 12.645   | 13.952 | -1.307  | 5.487   | 12.557 | -7.070  |
|      | ago  | 17.032  | 8.544  | 8.488  | 8.054   | 7.449  | 605     | 7.692   | 16.587 | -8.895  | 14.215  | 7.946  | 6.269  | 13.241   | 14.660 | -1.419  | 5.275   | 13.976 | -8.701  |
|      | sept | 14.044  | 6.734  | 7.310  | 6.313   | 6.287  | 26      | 6.445   | 15.069 | -8.624  | 10.895  | 5.185  | 5.710  | 11.555   | 11.798 | -243    | 3.794   | 10.912 | -7.118  |
|      | oct  | 16.725  | 9.080  | 7.645  | 8.155   | 6.550  | 1.605   | 6.795   | 18.478 | -11.683 | 12.428  | 6.424  | 6.004  | 15.138   | 13.183 | 1.955   | 3.745   | 12.880 | -9.135  |
|      | nov  | 15.651  | 8.432  | 7.219  | 9.041   | 4.638  | 4.403   | 6.086   | 16.960 | -10.874 | 10.754  | 6.795  | 3.959  | 13.887   | 12.552 | 1.335   | 3.765   | 13.373 | -9.608  |
|      | dic  | 14.892  | 7.360  | 7.532  | 8.253   | 5.826  | 2.427   | 5.691   | 15.654 | -9.963  | 11.215  | 5.757  | 5.458  | 11.508   | 12.133 | -625    | 3.597   | 12.784 | -9.187  |
| 2013 | ene  | 14.395  | 8.100  | 6.295  | 8.329   | 5.779  | 2.550   | 7.154   | 15.121 | -7.967  | 12.321  | 5.546  | 6.775  | 12.663   | 13.005 | -342    | 3.214   | 13.745 | -10.531 |
|      | feb  | 15.190  | 6.515  | 8.675  | 7.305   | 4.926  | 2.379   | 6.682   | 12.375 | -5.693  | 10.440  | 4.803  | 5.637  | 8.840    | 13.322 | -4.482  | 2.868   | 11.645 | -8.777  |
|      | mar  | 12.963  | 6.886  | 6.077  | 8.821   | 6.153  | 2.668   | 6.713   | 11.509 | -4.796  | 12.002  | 6.548  | 5.454  | 9.025    | 11.769 | -2.744  | 3.472   | 12.059 | -8.587  |
|      | abr  | 11.096  | 8.291  | 2.805  | 8.549   | 7.216  | 1.333   | 8.198   | 11.637 | -3.439  | 11.693  | 6.768  | 4.925  | 9.977    | 11.876 | -1.899  | 4.975   | 12.297 | -7.322  |
|      | may  | 9.993   | 8.139  | 1.854  | 7.921   | 8.222  | -301    | 8.595   | 11.346 | -2.751  | 11.883  | 6.705  | 5.178  | 8.789    | 10.905 | -2.116  | 5.154   | 10.890 | -5.736  |
|      | jun  | 11.138  | 7.364  | 3.774  | 6.748   | 7.830  | -1.082  | 9.235   | 11.405 | -2.170  | 11.572  | 6.988  | 4.584  | 6.648    | 11.337 | -4.689  | 5.434   | 9.948  | -4.514  |
|      | jul  | 15.951  | 10.819 | 5.132  | 7.899   | 10.619 | -2.720  | 12.383  | 16.939 | -4.556  | 14.717  | 7.205  | 7.512  | 9.988    | 15.492 | -5.504  | 6.240   | 12.002 | -5.762  |
|      | ago  | 15.789  | 11.914 | 3.875  | 7.781   | 10.306 | -2.525  | 11.550  | 19.674 | -8.124  | 14.522  | 7.999  | 6.523  | 12.287   | 15.661 | -3.374  | 7.002   | 12.638 | -5.636  |
|      | sept | 12.236  | 9.543  | 2.693  | 5.797   | 8.440  | -2.643  | 4.673   | 16.632 | -11.959 | 9.547   | 6.285  | 3.262  | 12.628   | 10.643 | 1.985   | 5.575   | 8.021  | -2.446  |
|      | oct  | 15.765  | 12.015 | 3.750  | 7.736   | 11.218 | -3.482  | 5.453   | 21.677 | -16.224 | 14.867  | 9.068  | 5.799  | 17.418   | 13.819 | 3.599   | 9.213   | 13.342 | -4.129  |
|      | nov  | 14.618  | 11.267 | 3.351  | 7.683   | 10.872 | -3.189  | 5.374   | 18.379 | -13.005 | 10.878  | 9.846  | 1.032  | 15.757   | 12.880 | 2.877   | 9.743   | 9.507  | 236     |
|      | dic  | 17.130  | 8.229  | 8.901  | 12.296  | 10.819 | 1.477   | 4.938   | 18.381 | -13.443 | 11.111  | 12.961 | -1.850 | 10.350   | 12.739 | -2.389  | 11.012  | 12.184 | -1.172  |
| 2014 | ene  | 16.472  | 8.726  | 7.746  | 9.664   | 10.907 | -1.243  | 5.718   | 16.598 | -10.880 | 11.098  | 11.893 | -795   | 10.050   | 12.475 | -2.425  | 11.202  | 10.599 | 603     |
|      | feb  | 15.582  | 8.254  | 7.328  | 8.869   | 10.920 | -2.051  | 5.400   | 16.845 | -11.445 | 10.612  | 11.359 | -747   | 10.497   | 11.270 | -773    | 10.986  | 10.529 | 457     |
|      | mar  | 21.663  | 8.507  | 13.156 | 10.799  | 12.024 | -1.225  | 5.749   | 22.179 | -16.430 | 11.760  | 14.648 | -2.888 | 10.820   | 14.723 | -3.903  | 13.444  | 12.475 | 969     |
|      | abr  | 21.596  | 8.588  | 13.008 | 11.524  | 14.257 | -2.733  | 5.195   | 22.419 | -17.224 | 12.107  | 15.306 | -3.199 | 11.842   | 15.187 | -3.345  | 15.220  | 12.573 | 2.647   |
|      | may  | 17.321  | 8.895  | 8.426  | 9.588   | 13.542 | -3.954  | 4.858   | 20.539 | -15.681 | 12.023  | 14.757 | -2.734 | 12.092   | 13.996 | -1.904  | 14.503  | 11.549 | 2.954   |
|      | jun  | 17.580  | 8.720  | 8.860  | 10.283  | 19.076 | -8.793  | 5.926   | 21.572 | -15.646 | 20.055  | 15.718 | 4.337  | 12.069   | 15.116 | -3.047  | 16.916  | 15.887 | 1.029   |
|      | jul  | 21.939  | 7.561  | 14.378 | 11.568  | 27.767 | -16.199 | 6.665   | 21.496 | -14.831 | 32.885  | 22.299 | 10.586 | 10.937   | 17.852 | -6.915  | 26.905  | 24.763 | 2.142   |
|      | ago  | 22.258  | 7.160  | 15.098 | 11.721  | 27.416 | -15.695 | 5.568   | 18.901 | -13.333 | 28.643  | 22.986 | 5.657  | 9.229    | 18.814 | -9.585  | 29.605  | 23.081 | 6.524   |
|      | sept | 22.513  | 6.475  | 16.038 | 10.526  | 23.091 | -12.565 | 5.456   | 16.906 | -11.450 | 26.520  | 18.801 | 7.719  | 7.219    | 19.839 | -12.620 | 23.489  | 22.405 | 1.084   |
|      | oct  | 24.490  | 9.375  | 15.115 | 16.410  | 26.965 | -10.555 | 5.440   | 21.019 | -15.579 | 30.833  | 24.379 | 6.454  | 10.134   | 21.692 | -11.558 | 27.648  | 27.738 | -90     |
|      | nov  | 22.768  | 10.281 | 12.487 | 19.211  | 26.488 | -7.277  | 4.892   | 22.263 | -17.371 | 28.879  | 23.347 | 5.532  | 11.473   | 20.399 | -8.926  | 25.024  | 28.161 | -3.137  |
|      | dic  | 24.322  | 8.471  | 15.851 | 23.067  | 27.354 | -4.287  | 4.992   | 20.664 | -15.672 | 28.621  | 27.194 | 1.427  | 7.625    | 20.178 | -12.553 | 27.171  | 29.677 | -2.506  |

- Información obtenida del Sistema de Gestión de Portabilidad (SGP)

- Resultado Neto: Números portados como empresa receptora menos números portados como empresa donante

- La información de modalidad corresponde al servicio que el cliente tenía en la empresa donante. No necesariamente se mantiene la misma modalidad en la empresa receptora.

- Información correspondiente sólo a las empresas con mayor cantidad de líneas



Subsecretaría de Telecomunicaciones

**Variación Mensual de Portaciones Móviles Prepago y Pospago**

(28 de febrero de 2021)

| Año  | Mes  | Claro   |         |         |         |        |         | Entel   |         |          |         |        |         | Movistar |        |         |         |        |         |
|------|------|---------|---------|---------|---------|--------|---------|---------|---------|----------|---------|--------|---------|----------|--------|---------|---------|--------|---------|
|      |      | Prepago |         |         | Pospago |        |         | Prepago |         |          | Pospago |        |         | Prepago  |        |         | Pospago |        |         |
|      |      | Recept  | Donant  | Neto    | Recept  | Donant | Neto    | Recept  | Donant  | Neto     | Recept  | Donant | Neto    | Recept   | Donant | Neto    | Recept  | Donant | Neto    |
| 2015 | ene  | 26.677  | 8.650   | 18.027  | 18.831  | 22.326 | -3.495  | 5.268   | 20.113  | -14.845  | 20.117  | 23.473 | -3.356  | 7.632    | 20.304 | -12.672 | 25.383  | 23.196 | 2.187   |
|      | feb  | 25.058  | 7.796   | 17.262  | 18.488  | 21.775 | -3.287  | 4.841   | 18.294  | -13.453  | 17.941  | 21.344 | -3.403  | 6.893    | 19.146 | -12.253 | 23.839  | 22.248 | 1.591   |
|      | mar  | 30.727  | 10.081  | 20.646  | 20.183  | 23.697 | -3.514  | 5.754   | 23.855  | -18.101  | 17.218  | 22.938 | -5.720  | 8.941    | 22.650 | -13.709 | 25.524  | 22.955 | 2.569   |
|      | abr  | 30.720  | 11.121  | 19.599  | 19.957  | 23.660 | -3.703  | 5.268   | 24.004  | -18.736  | 18.082  | 23.396 | -5.314  | 9.078    | 23.235 | -14.157 | 25.081  | 22.744 | 2.337   |
|      | may  | 28.888  | 11.667  | 17.221  | 21.062  | 22.585 | -1.523  | 5.026   | 24.672  | -19.646  | 16.735  | 23.003 | -6.268  | 11.393   | 21.583 | -10.190 | 23.184  | 23.487 | -303    |
|      | jun  | 28.270  | 12.626  | 15.644  | 24.288  | 23.420 | 868     | 5.437   | 25.084  | -19.647  | 16.112  | 26.577 | -10.465 | 11.792   | 21.823 | -10.031 | 25.719  | 25.161 | 558     |
|      | jul  | 29.519  | 15.831  | 13.688  | 21.632  | 28.837 | -7.205  | 6.590   | 29.422  | -22.832  | 23.619  | 27.851 | -4.232  | 12.894   | 24.060 | -11.166 | 24.609  | 32.440 | -7.831  |
|      | ago  | 34.612  | 17.080  | 17.532  | 22.225  | 34.235 | -12.010 | 7.617   | 32.803  | -25.186  | 27.295  | 27.193 | 102     | 12.042   | 28.361 | -16.319 | 25.299  | 39.428 | -14.129 |
|      | sept | 30.129  | 18.133  | 11.996  | 17.159  | 36.611 | -19.452 | 7.048   | 29.479  | -22.431  | 24.800  | 28.473 | -3.673  | 14.116   | 27.185 | -13.069 | 34.379  | 32.394 | 1.985   |
|      | oct  | 37.346  | 20.400  | 16.946  | 17.667  | 39.155 | -21.488 | 7.190   | 36.595  | -29.405  | 24.149  | 30.077 | -5.928  | 17.458   | 29.486 | -12.028 | 37.801  | 31.587 | 6.214   |
|      | nov  | 38.828  | 21.490  | 17.338  | 23.719  | 36.137 | -12.418 | 7.982   | 37.438  | -29.456  | 23.414  | 29.003 | -5.589  | 17.726   | 29.849 | -12.123 | 31.369  | 35.015 | -3.646  |
|      | dic  | 34.211  | 26.021  | 8.190   | 28.505  | 31.157 | -2.652  | 7.983   | 35.978  | -27.995  | 22.660  | 30.946 | -8.286  | 20.478   | 28.236 | -7.758  | 25.872  | 38.501 | -12.629 |
| 2016 | ene  | 34.477  | 23.821  | 10.656  | 27.150  | 24.286 | 2.864   | 7.766   | 35.267  | -27.501  | 19.085  | 30.233 | -11.148 | 16.940   | 27.384 | -10.444 | 24.785  | 34.780 | -9.995  |
|      | feb  | 34.131  | 25.887  | 8.244   | 24.695  | 22.884 | 1.811   | 9.735   | 38.528  | -28.793  | 18.408  | 26.560 | -8.152  | 18.434   | 26.604 | -8.170  | 22.434  | 31.900 | -9.466  |
|      | mar  | 36.365  | 32.209  | 4.156   | 28.175  | 26.881 | 1.294   | 11.030  | 43.439  | -32.409  | 20.611  | 32.087 | -11.476 | 27.603   | 31.467 | -3.864  | 30.871  | 36.604 | -5.733  |
|      | abr  | 38.959  | 36.440  | 2.519   | 34.226  | 28.246 | 5.980   | 11.169  | 51.006  | -39.837  | 19.428  | 37.693 | -18.265 | 35.515   | 31.598 | 3.917   | 34.349  | 39.139 | -4.790  |
|      | may  | 37.472  | 40.772  | -3.300  | 25.667  | 28.011 | -2.344  | 12.110  | 55.786  | -43.676  | 18.074  | 34.890 | -16.816 | 42.570   | 29.772 | 12.798  | 33.762  | 34.402 | -640    |
|      | jun  | 41.078  | 41.383  | -305    | 27.060  | 29.809 | -2.749  | 11.675  | 60.785  | -49.110  | 22.907  | 35.584 | -12.677 | 46.345   | 31.673 | 14.672  | 29.313  | 43.766 | -14.453 |
|      | jul  | 48.895  | 44.750  | 4.145   | 30.460  | 30.420 | 40      | 12.602  | 65.358  | -52.756  | 23.918  | 40.021 | -16.103 | 51.150   | 39.345 | 11.805  | 31.698  | 48.001 | -16.303 |
|      | ago  | 50.704  | 49.042  | 1.662   | 29.811  | 29.783 | 28      | 14.495  | 65.713  | -51.218  | 25.543  | 35.899 | -10.356 | 50.283   | 36.596 | 13.687  | 26.309  | 50.907 | -24.598 |
|      | sept | 57.057  | 44.124  | 12.933  | 29.275  | 24.578 | 4.697   | 11.586  | 66.911  | -55.325  | 18.898  | 34.471 | -15.573 | 47.294   | 36.113 | 11.181  | 27.679  | 41.017 | -13.338 |
|      | oct  | 60.917  | 46.644  | 14.273  | 28.640  | 23.472 | 5.168   | 11.215  | 75.049  | -63.834  | 19.671  | 32.730 | -13.059 | 51.295   | 35.588 | 15.707  | 26.286  | 39.456 | -13.170 |
|      | nov  | 69.679  | 46.420  | 23.259  | 31.191  | 24.735 | 6.456   | 11.815  | 90.472  | -78.657  | 20.500  | 34.446 | -13.946 | 51.533   | 33.201 | 18.332  | 27.003  | 42.287 | -15.284 |
|      | dic  | 82.515  | 51.403  | 31.112  | 38.235  | 29.511 | 8.724   | 14.937  | 100.882 | -85.945  | 26.689  | 37.925 | -11.236 | 56.629   | 38.374 | 18.255  | 31.459  | 49.662 | -18.203 |
| 2017 | ene  | 81.156  | 39.324  | 41.832  | 28.388  | 24.958 | 3.430   | 12.431  | 101.289 | -88.858  | 23.906  | 28.222 | -4.316  | 45.896   | 28.277 | 17.619  | 23.626  | 40.402 | -16.776 |
|      | feb  | 85.029  | 39.828  | 45.201  | 34.007  | 24.996 | 9.011   | 12.825  | 102.660 | -89.835  | 21.717  | 28.955 | -7.238  | 44.976   | 29.262 | 15.714  | 22.475  | 41.662 | -19.187 |
|      | mar  | 95.424  | 51.541  | 43.883  | 42.147  | 29.963 | 12.184  | 18.219  | 129.306 | -111.087 | 25.561  | 36.101 | -10.540 | 65.118   | 32.815 | 32.303  | 26.043  | 48.955 | -22.912 |
|      | abr  | 61.047  | 48.879  | 12.168  | 34.055  | 28.532 | 5.523   | 14.715  | 102.770 | -88.055  | 25.669  | 33.939 | -8.270  | 67.113   | 22.914 | 44.199  | 26.094  | 40.937 | -14.843 |
|      | may  | 74.055  | 59.835  | 14.220  | 41.101  | 34.145 | 6.956   | 17.152  | 121.720 | -104.568 | 29.001  | 40.674 | -11.673 | 79.859   | 31.581 | 48.278  | 26.288  | 50.720 | -24.432 |
|      | jun  | 76.829  | 59.084  | 17.745  | 37.570  | 36.135 | 1.435   | 18.179  | 124.296 | -106.117 | 28.187  | 40.403 | -12.216 | 80.973   | 32.427 | 48.546  | 31.513  | 49.276 | -17.763 |
|      | jul  | 83.906  | 63.132  | 20.774  | 39.686  | 39.975 | -289    | 20.695  | 129.771 | -109.076 | 30.660  | 42.619 | -11.959 | 76.984   | 32.226 | 44.758  | 34.898  | 51.121 | -16.223 |
|      | ago  | 87.808  | 66.547  | 21.261  | 39.731  | 42.537 | -2.806  | 20.701  | 124.735 | -104.034 | 38.946  | 40.946 | -2.000  | 70.333   | 35.638 | 34.695  | 35.739  | 54.947 | -19.208 |
|      | sept | 83.678  | 60.869  | 22.809  | 30.863  | 36.567 | -5.704  | 19.555  | 107.672 | -88.117  | 35.286  | 31.816 | 3.470   | 55.045   | 34.017 | 21.028  | 28.595  | 45.188 | -16.593 |
|      | oct  | 81.391  | 65.051  | 16.340  | 29.472  | 38.063 | -8.591  | 23.625  | 94.203  | -70.578  | 37.735  | 28.187 | 9.548   | 51.556   | 39.024 | 12.532  | 29.596  | 38.536 | -8.940  |
|      | nov  | 91.997  | 67.012  | 24.985  | 32.101  | 38.381 | -6.280  | 25.722  | 103.448 | -77.726  | 34.917  | 31.296 | 3.621   | 47.364   | 38.076 | 9.288   | 31.218  | 38.716 | -7.498  |
|      | dic  | 82.234  | 98.865  | -16.631 | 40.499  | 41.716 | -1.217  | 60.547  | 97.420  | -36.873  | 30.464  | 37.031 | -6.567  | 40.348   | 47.175 | -6.827  | 32.502  | 41.737 | -9.235  |
| 2018 | ene  | 57.231  | 107.372 | -50.141 | 28.740  | 43.301 | -14.561 | 89.369  | 73.999  | 15.370   | 40.079  | 31.351 | 8.728   | 33.332   | 39.809 | -6.477  | 31.723  | 35.439 | -3.716  |
|      | feb  | 32.365  | 81.917  | -49.552 | 29.688  | 36.709 | -7.021  | 63.399  | 47.636  | 15.763   | 40.990  | 26.219 | 14.771  | 31.271   | 33.132 | -1.861  | 29.262  | 30.760 | -1.498  |
|      | mar  | 39.096  | 77.839  | -38.743 | 25.917  | 38.013 | -12.096 | 55.849  | 51.887  | 3.962    | 41.626  | 31.237 | 10.389  | 32.733   | 42.580 | -9.847  | 33.132  | 33.745 | -613    |
|      | abr  | 38.720  | 83.459  | -44.739 | 33.919  | 40.482 | -6.563  | 56.702  | 54.537  | 2.165    | 36.301  | 34.083 | 2.218   | 36.480   | 37.552 | -1.072  | 35.353  | 36.326 | -973    |
|      | may  | 37.582  | 85.704  | -48.122 | 34.667  | 42.075 | -7.408  | 59.848  | 54.067  | 5.781    | 38.305  | 32.731 | 5.574   | 34.632   | 42.727 | -8.095  | 31.893  | 39.449 | -7.556  |
|      | jun  | 38.582  | 87.393  | -48.811 | 36.943  | 43.217 | -6.274  | 52.033  | 55.922  | -3.889   | 40.787  | 32.678 | 8.109   | 30.690   | 35.995 | -5.305  | 32.877  | 40.900 | -8.023  |
|      | jul  | 38.207  | 68.961  | -30.754 | 32.122  | 41.318 | -9.196  | 35.849  | 48.410  | -12.561  | 36.129  | 31.873 | 4.256   | 27.128   | 40.339 | -13.211 | 33.992  | 38.240 | -4.248  |
|      | ago  | 30.015  | 50.786  | -20.771 | 35.063  | 44.931 | -9.868  | 22.960  | 39.358  | -16.398  | 41.033  | 34.554 | 6.479   | 25.487   | 43.278 | -17.791 | 37.854  | 42.754 | -4.900  |
|      | sept | 23.664  | 33.291  | -9.627  | 23.697  | 40.177 | -16.480 | 15.474  | 29.046  | -13.572  | 33.409  | 27.654 | 5.755   | 19.382   | 36.415 | -17.033 | 33.306  | 32.534 | 772     |
|      | oct  | 25.915  | 35.881  | -9.966  | 32.747  | 46.301 | -13.554 | 18.874  | 38.731  | -19.857  | 37.473  | 34.125 | 3.348   | 23.986   | 42.095 | -18.109 | 41.170  | 40.077 | 1.093   |
|      | nov  | 20.781  | 32.471  | -11.690 | 31.484  | 45.763 | -14.279 | 16.307  | 38.090  | -21.783  | 37.031  | 35.033 | 1.998   | 26.309   | 38.883 | -12.574 | 41.485  | 39.537 | 1.948   |
|      | dic  | 20.860  | 34.920  | -14.060 | 34.196  | 48.494 | -14.298 | 16.851  | 56.117  | -39.266  | 39.213  | 39.356 | -143    | 24.452   | 41.996 | -17.544 | 44.192  | 45.107 | -915    |

- Información obtenida del Sistema de Gestión de Portabilidad (SGP)

- Resultado Neto: Números portados como empresa receptora menos números portados como empresa donante

- La información de modalidad corresponde al servicio que el cliente tenía en la empresa donante. No necesariamente se mantiene la misma modalidad en la empresa receptora.

- Información correspondiente sólo a las empresas con mayor cantidad de líneas





Subsecretaría de Telecomunicaciones

## Variación Mensual de Portaciones Móviles Prepago y Pospago

( 28 de febrero de 2021 )

| Año  | Mes  | Claro   |        |         |         |        |         | Entel   |        |         |         |        |        | Movistar |        |         |         |        |         |
|------|------|---------|--------|---------|---------|--------|---------|---------|--------|---------|---------|--------|--------|----------|--------|---------|---------|--------|---------|
|      |      | Prepago |        |         | Pospago |        |         | Prepago |        |         | Pospago |        |        | Prepago  |        |         | Pospago |        |         |
|      |      | Recept  | Donant | Neto    | Recept  | Donant | Neto    | Recept  | Donant | Neto    | Recept  | Donant | Neto   | Recept   | Donant | Neto    | Recept  | Donant | Neto    |
| 2019 | ene  | 18.715  | 28.982 | -10.267 | 29.233  | 43.590 | -14.357 | 15.524  | 48.809 | -33.285 | 40.723  | 33.493 | 7.230  | 23.380   | 35.202 | -11.822 | 39.143  | 44.281 | -5.138  |
|      | feb  | 15.452  | 24.093 | -8.641  | 29.359  | 38.725 | -9.366  | 13.855  | 43.411 | -29.556 | 36.670  | 29.942 | 6.728  | 22.234   | 30.764 | -8.530  | 37.529  | 38.929 | -1.400  |
|      | mar  | 20.757  | 26.185 | -5.428  | 37.402  | 43.337 | -5.935  | 15.641  | 51.949 | -36.308 | 41.731  | 34.699 | 7.032  | 27.360   | 33.845 | -6.485  | 41.315  | 45.862 | -4.547  |
|      | abr  | 20.124  | 22.764 | -2.640  | 36.898  | 37.568 | -670    | 11.898  | 44.315 | -32.417 | 38.532  | 34.565 | 3.967  | 20.739   | 28.499 | -7.760  | 36.525  | 46.199 | -9.674  |
|      | may  | 20.398  | 24.621 | -4.223  | 39.644  | 36.738 | 2.906   | 10.474  | 44.024 | -33.550 | 37.478  | 34.605 | 2.873  | 24.607   | 28.401 | -3.794  | 34.541  | 48.425 | -13.884 |
|      | jun  | 21.283  | 28.775 | -7.492  | 37.034  | 35.822 | 1.212   | 9.072   | 43.643 | -34.571 | 34.813  | 35.425 | -612   | 27.747   | 23.507 | 4.240   | 36.651  | 45.056 | -8.405  |
|      | jul  | 27.931  | 26.562 | 1.369   | 41.678  | 40.792 | 886     | 9.630   | 53.113 | -43.483 | 35.292  | 39.464 | -4.172 | 30.705   | 28.222 | 2.483   | 41.869  | 50.249 | -8.380  |
|      | ago  | 25.160  | 20.288 | 4.872   | 36.699  | 41.957 | -5.258  | 9.201   | 55.353 | -46.152 | 37.685  | 39.956 | -2.271 | 32.491   | 27.970 | 4.521   | 41.085  | 50.934 | -9.849  |
|      | sept | 20.383  | 16.961 | 3.422   | 23.912  | 33.001 | -9.089  | 9.340   | 44.369 | -35.029 | 33.087  | 31.232 | 1.855  | 28.366   | 25.281 | 3.085   | 30.636  | 41.480 | -10.844 |
|      | oct  | 20.895  | 17.875 | 3.020   | 24.131  | 31.535 | -7.404  | 9.997   | 46.110 | -36.113 | 40.059  | 29.776 | 10.283 | 31.953   | 25.764 | 6.189   | 32.228  | 44.083 | -11.855 |
|      | nov  | 23.183  | 15.895 | 7.288   | 24.584  | 35.409 | -10.825 | 10.541  | 42.919 | -32.378 | 43.001  | 32.392 | 10.609 | 18.555   | 26.825 | -8.270  | 29.718  | 48.251 | -18.533 |
|      | dic  | 29.003  | 17.544 | 11.459  | 36.534  | 41.790 | -5.256  | 12.713  | 55.757 | -43.044 | 48.592  | 41.330 | 7.262  | 19.830   | 32.478 | -12.648 | 37.424  | 57.368 | -19.944 |
| 2020 | ene  | 23.798  | 17.336 | 6.462   | 31.327  | 39.221 | -7.894  | 12.124  | 50.158 | -38.034 | 53.145  | 36.512 | 16.633 | 24.178   | 23.874 | 304     | 37.623  | 50.918 | -13.295 |
|      | feb  | 21.049  | 16.518 | 4.531   | 32.888  | 39.524 | -6.636  | 11.737  | 49.256 | -37.519 | 55.001  | 37.691 | 17.310 | 23.755   | 20.628 | 3.127   | 36.988  | 51.184 | -14.196 |
|      | mar  | 19.550  | 12.533 | 7.017   | 24.276  | 30.430 | -6.154  | 8.434   | 43.977 | -35.543 | 40.475  | 29.038 | 11.437 | 20.265   | 17.361 | 2.904   | 24.847  | 37.621 | -12.774 |
|      | abr  | 14.177  | 6.906  | 7.271   | 20.836  | 22.079 | -1.243  | 3.119   | 35.280 | -32.161 | 27.777  | 25.129 | 2.648  | 13.520   | 11.573 | 1.947   | 20.255  | 29.409 | -9.154  |
|      | may  | 14.458  | 8.944  | 5.514   | 26.400  | 31.204 | -4.804  | 5.149   | 35.197 | -30.048 | 40.043  | 32.568 | 7.475  | 16.472   | 11.195 | 5.277   | 32.354  | 35.559 | -3.205  |
|      | jun  | 16.077  | 11.088 | 4.989   | 23.203  | 39.163 | -15.960 | 5.848   | 35.441 | -29.593 | 48.949  | 37.045 | 11.904 | 17.824   | 12.691 | 5.133   | 40.030  | 38.928 | 1.102   |
|      | jul  | 23.719  | 12.252 | 11.467  | 28.300  | 43.705 | -15.405 | 7.338   | 44.448 | -37.110 | 56.966  | 45.564 | 11.402 | 20.843   | 15.992 | 4.851   | 56.179  | 44.248 | 11.931  |
|      | ago  | 24.758  | 12.981 | 11.777  | 26.913  | 38.866 | -11.953 | 7.105   | 46.602 | -39.497 | 50.955  | 36.961 | 13.994 | 20.791   | 16.104 | 4.687   | 54.028  | 37.240 | 16.788  |
|      | sept | 26.510  | 12.581 | 13.929  | 25.269  | 37.766 | -12.497 | 7.529   | 45.096 | -37.567 | 51.036  | 35.539 | 15.497 | 21.861   | 18.356 | 3.505   | 53.791  | 38.167 | 15.624  |
|      | oct  | 30.029  | 14.468 | 15.561  | 28.913  | 39.420 | -10.507 | 7.761   | 54.082 | -46.321 | 51.389  | 39.129 | 12.260 | 27.112   | 20.262 | 6.850   | 58.701  | 43.205 | 15.496  |
|      | nov  | 30.076  | 14.582 | 15.494  | 27.757  | 39.965 | -12.208 | 8.586   | 57.968 | -49.382 | 53.080  | 37.802 | 15.278 | 27.535   | 20.063 | 7.472   | 51.148  | 42.757 | 8.391   |
|      | dic  | 31.410  | 12.836 | 18.574  | 26.859  | 38.186 | -11.327 | 7.507   | 65.558 | -58.051 | 50.386  | 30.481 | 19.905 | 24.663   | 21.799 | 2.864   | 44.700  | 43.804 | 896     |
| 2021 | ene  | 29.258  | 8.156  | 21.102  | 24.238  | 28.998 | -4.760  | 7.043   | 42.535 | -35.492 | 48.884  | 26.319 | 22.565 | 23.655   | 16.423 | 7.232   | 49.910  | 33.256 | 16.654  |
|      | feb  | 30.894  | 8.975  | 21.919  | 28.316  | 37.038 | -8.722  | 7.513   | 46.210 | -38.697 | 49.017  | 32.997 | 16.020 | 23.575   | 16.048 | 7.527   | 57.501  | 35.415 | 22.086  |
|      | mar  |         |        |         |         |        |         |         |        |         |         |        |        |          |        |         |         |        |         |
|      | abr  |         |        |         |         |        |         |         |        |         |         |        |        |          |        |         |         |        |         |
|      | may  |         |        |         |         |        |         |         |        |         |         |        |        |          |        |         |         |        |         |
|      | jun  |         |        |         |         |        |         |         |        |         |         |        |        |          |        |         |         |        |         |
|      | jul  |         |        |         |         |        |         |         |        |         |         |        |        |          |        |         |         |        |         |
|      | ago  |         |        |         |         |        |         |         |        |         |         |        |        |          |        |         |         |        |         |
|      | sept |         |        |         |         |        |         |         |        |         |         |        |        |          |        |         |         |        |         |
|      | oct  |         |        |         |         |        |         |         |        |         |         |        |        |          |        |         |         |        |         |
|      | nov  |         |        |         |         |        |         |         |        |         |         |        |        |          |        |         |         |        |         |
|      | dic  |         |        |         |         |        |         |         |        |         |         |        |        |          |        |         |         |        |         |

- Información obtenida del Sistema de Gestión de Portabilidad (SGP)

- Resultado Neto: Números portados como empresa receptora menos números portados como empresa donante

- La información de modalidad corresponde al servicio que el cliente tenía en la empresa donante. No necesariamente se mantiene la misma modalidad en la empresa receptora.

- Información correspondiente sólo a las empresas con mayor cantidad de líneas



Subsecretaría de Telecomunicaciones

## Variación Mensual de Portaciones Móviles Prepago y Pospago ( 28 de febrero de 2021 )

| Año  | Mes  | Virgin  |        |        |         |        |       | WOM     |        |      |         |        |       | VTR     |        |       |         |        |       |
|------|------|---------|--------|--------|---------|--------|-------|---------|--------|------|---------|--------|-------|---------|--------|-------|---------|--------|-------|
|      |      | Prepago |        |        | Pospago |        |       | Prepago |        |      | Pospago |        |       | Prepago |        |       | Pospago |        |       |
|      |      | Recept  | Donant | Neto   | Recept  | Donant | Neto  | Recept  | Donant | Neto | Recept  | Donant | Neto  | Recept  | Donant | Neto  | Recept  | Donant | Neto  |
| 2012 | ene  | 0       | 0      | 0      | 0       | 0      | 0     | 11      | 0      | 11   | 26      | 1      | 25    | 1       | 0      | 1     | 19      | 0      | 19    |
|      | feb  | 0       | 0      | 0      | 0       | 0      | 0     | 12      | 0      | 12   | 32      | 20     | 12    | 11      | 0      | 11    | 244     | 0      | 244   |
|      | mar  | 15      | 0      | 15     | 2       | 0      | 2     | 26      | 0      | 26   | 90      | 55     | 35    | 89      | 0      | 89    | 885     | 1      | 884   |
|      | abr  | 817     | 0      | 817    | 157     | 0      | 157   | 6       | 0      | 6    | 91      | 58     | 33    | 78      | 0      | 78    | 899     | 2      | 897   |
|      | may  | 1.664   | 0      | 1.664  | 318     | 0      | 318   | 127     | 0      | 127  | 167     | 95     | 72    | 147     | 14     | 133   | 1.151   | 25     | 1.126 |
|      | jun  | 1.942   | 3      | 1.939  | 336     | 0      | 336   | 374     | 0      | 374  | 674     | 125    | 549   | 375     | 35     | 340   | 992     | 24     | 968   |
|      | jul  | 1.852   | 126    | 1.726  | 308     | 0      | 308   | 349     | 0      | 349  | 458     | 87     | 371   | 294     | 104    | 190   | 969     | 36     | 933   |
|      | ago  | 1.552   | 384    | 1.168  | 293     | 0      | 293   | 460     | 0      | 460  | 750     | 176    | 574   | 343     | 175    | 168   | 970     | 56     | 914   |
|      | sept | 1.614   | 456    | 1.158  | 226     | 0      | 226   | 372     | 0      | 372  | 519     | 140    | 379   | 244     | 240    | 4     | 746     | 80     | 666   |
|      | oct  | 2.211   | 560    | 1.651  | 291     | 0      | 291   | 521     | 50     | 471  | 536     | 226    | 310   | 290     | 373    | -83   | 990     | 104    | 886   |
|      | nov  | 2.136   | 532    | 1.604  | 286     | 0      | 286   | 911     | 60     | 851  | 552     | 252    | 300   | 233     | 388    | -155  | 768     | 130    | 638   |
|      | dic  | 3.040   | 560    | 2.480  | 389     | 0      | 389   | 725     | 86     | 639  | 538     | 337    | 201   | 236     | 351    | -115  | 838     | 139    | 699   |
| 2013 | ene  | 2.565   | 603    | 1.962  | 339     | 0      | 339   | 376     | 156    | 220  | 513     | 344    | 169   | 209     | 462    | -253  | 809     | 161    | 648   |
|      | feb  | 2.077   | 576    | 1.501  | 294     | 0      | 294   | 165     | 125    | 40   | 225     | 216    | 9     | 202     | 343    | -141  | 574     | 144    | 430   |
|      | mar  | 2.012   | 589    | 1.423  | 317     | 0      | 317   | 206     | 120    | 86   | 258     | 418    | -160  | 216     | 300    | -84   | 488     | 205    | 283   |
|      | abr  | 2.963   | 662    | 2.301  | 380     | 0      | 380   | 392     | 96     | 296  | 776     | 350    | 426   | 178     | 287    | -109  | 430     | 215    | 215   |
|      | may  | 3.783   | 1.055  | 2.728  | 414     | 0      | 414   | 408     | 125    | 283  | 657     | 311    | 346   | 210     | 262    | -52   | 300     | 245    | 55    |
|      | jun  | 4.082   | 1.350  | 2.732  | 404     | 0      | 404   | 409     | 195    | 214  | 805     | 403    | 402   | 196     | 218    | -22   | 379     | 212    | 167   |
|      | jul  | 6.694   | 2.059  | 4.635  | 567     | 0      | 567   | 526     | 217    | 309  | 643     | 388    | 255   | 242     | 349    | -107  | 407     | 338    | 69    |
|      | ago  | 8.983   | 1.615  | 7.368  | 690     | 0      | 690   | 628     | 279    | 349  | 1.366   | 581    | 785   | 212     | 411    | -199  | 494     | 380    | 114   |
|      | sept | 7.948   | 942    | 7.006  | 565     | 0      | 565   | 433     | 229    | 204  | 1.239   | 297    | 942   | 224     | 332    | -108  | 585     | 347    | 238   |
|      | oct  | 9.823   | 1.381  | 8.442  | 683     | 0      | 683   | 438     | 242    | 196  | 1.489   | 561    | 928   | 343     | 404    | -61   | 586     | 553    | 33    |
|      | nov  | 7.473   | 1.320  | 6.153  | 630     | 0      | 630   | 466     | 247    | 219  | 1.522   | 417    | 1.105 | 316     | 311    | 5     | 587     | 600    | -13   |
|      | dic  | 7.282   | 1.228  | 6.054  | 597     | 0      | 597   | 324     | 225    | 99   | 1.253   | 426    | 827   | 329     | 243    | 86    | 698     | 633    | 65    |
| 2014 | ene  | 6.270   | 1.328  | 4.942  | 553     | 0      | 553   | 386     | 235    | 151  | 1.089   | 635    | 454   | 445     | 232    | 213   | 833     | 504    | 329   |
|      | feb  | 5.579   | 1.232  | 4.347  | 513     | 0      | 513   | 454     | 277    | 177  | 1.296   | 502    | 794   | 770     | 171    | 599   | 1.525   | 499    | 1.026 |
|      | mar  | 7.517   | 1.948  | 5.569  | 588     | 0      | 588   | 509     | 366    | 143  | 1.613   | 647    | 966   | 1.317   | 204    | 1.113 | 2.121   | 557    | 1.564 |
|      | abr  | 7.731   | 2.048  | 5.683  | 601     | 0      | 601   | 505     | 376    | 129  | 2.150   | 712    | 1.438 | 1.295   | 209    | 1.086 | 1.893   | 627    | 1.266 |
|      | may  | 9.181   | 1.381  | 7.800  | 680     | 1      | 679   | 214     | 416    | -202 | 2.320   | 715    | 1.605 | 1.180   | 157    | 1.023 | 1.972   | 572    | 1.400 |
|      | jun  | 10.669  | 1.706  | 8.963  | 792     | 0      | 792   | 177     | 438    | -261 | 2.111   | 889    | 1.222 | 1.263   | 190    | 1.073 | 2.037   | 652    | 1.385 |
|      | jul  | 7.639   | 1.945  | 5.694  | 769     | 0      | 769   | 286     | 446    | -160 | 2.464   | 1.220  | 1.244 | 1.444   | 151    | 1.293 | 2.449   | 1.012  | 1.437 |
|      | ago  | 7.822   | 1.989  | 5.833  | 837     | 0      | 837   | 230     | 412    | -182 | 2.245   | 1.193  | 1.052 | 1.488   | 168    | 1.320 | 2.522   | 903    | 1.619 |
|      | sept | 8.279   | 1.874  | 6.405  | 761     | 0      | 761   | 175     | 415    | -240 | 2.162   | 1.118  | 1.044 | 1.216   | 120    | 1.096 | 2.744   | 842    | 1.902 |
|      | oct  | 12.791  | 1.942  | 10.849 | 1.148   | 0      | 1.148 | 169     | 408    | -239 | 2.589   | 1.625  | 964   | 1.333   | 174    | 1.159 | 3.254   | 1.074  | 2.180 |
|      | nov  | 14.743  | 1.866  | 12.877 | 1.676   | 0      | 1.676 | 171     | 396    | -225 | 2.005   | 1.468  | 537   | 1.294   | 142    | 1.152 | 3.889   | 1.234  | 2.655 |
|      | dic  | 13.193  | 1.795  | 11.398 | 1.487   | 0      | 1.487 | 164     | 299    | -135 | 2.448   | 1.435  | 1.013 | 1.051   | 143    | 908   | 4.142   | 1.304  | 2.838 |

- Información obtenida del Sistema de Gestión de Portabilidad (SGP)

- Resultado Neto: Números portados como empresa receptora menos números portados como empresa donante

- La información de modalidad corresponde al servicio que el cliente tenía en la empresa donante. No necesariamente se mantiene la misma modalidad en la empresa receptora.

- Información correspondiente sólo a las empresas con mayor cantidad de líneas



Subsecretaría de Telecomunicaciones

## Variación Mensual de Portaciones Móviles Prepago y Pospago

( 28 de febrero de 2021 )

| Año  | Mes  | Virgín  |        |        |         |        |       | WOM     |        |        |         |        |        | VTR     |        |       |         |        |       |
|------|------|---------|--------|--------|---------|--------|-------|---------|--------|--------|---------|--------|--------|---------|--------|-------|---------|--------|-------|
|      |      | Prepago |        |        | Pospago |        |       | Prepago |        |        | Pospago |        |        | Prepago |        |       | Pospago |        |       |
|      |      | Recept  | Donant | Neto   | Recept  | Donant | Neto  | Recept  | Donant | Neto   | Recept  | Donant | Neto   | Recept  | Donant | Neto  | Recept  | Donant | Neto  |
| 2015 | ene  | 11.128  | 2.184  | 8.944  | 1.306   | 0      | 1.306 | 171     | 336    | -165   | 1.873   | 1.634  | 239    | 997     | 251    | 746   | 4.185   | 1.085  | 3.100 |
|      | feb  | 9.981   | 2.145  | 7.836  | 1.210   | 0      | 1.210 | 181     | 286    | -105   | 1.851   | 1.116  | 735    | 956     | 296    | 660   | 4.099   | 1.100  | 2.999 |
|      | mar  | 11.911  | 2.721  | 9.190  | 1.277   | 0      | 1.277 | 1.271   | 400    | 871    | 2.744   | 1.301  | 1.443  | 1.224   | 272    | 952   | 4.961   | 1.130  | 3.831 |
|      | abr  | 12.033  | 2.708  | 9.325  | 1.380   | 0      | 1.380 | 3.107   | 341    | 2.766  | 3.723   | 1.517  | 2.206  | 1.117   | 226    | 891   | 4.242   | 1.295  | 2.947 |
|      | may  | 11.792  | 2.631  | 9.161  | 1.232   | 0      | 1.232 | 2.689   | 383    | 2.306  | 5.200   | 1.569  | 3.631  | 1.216   | 242    | 974   | 4.534   | 1.460  | 3.074 |
|      | jun  | 13.504  | 2.844  | 10.660 | 1.339   | 0      | 1.339 | 2.456   | 569    | 1.887  | 6.192   | 1.599  | 4.593  | 1.134   | 183    | 951   | 4.247   | 1.440  | 2.807 |
|      | jul  | 15.702  | 4.693  | 11.009 | 1.457   | 0      | 1.457 | 8.219   | 658    | 7.561  | 15.941  | 1.385  | 14.556 | 1.362   | 274    | 1.088 | 4.709   | 1.952  | 2.757 |
|      | ago  | 17.677  | 4.349  | 13.328 | 1.679   | 0      | 1.679 | 10.590  | 921    | 9.669  | 24.602  | 2.279  | 22.323 | 1.299   | 242    | 1.057 | 4.091   | 2.356  | 1.735 |
|      | sept | 14.684  | 4.713  | 9.971  | 1.222   | 0      | 1.222 | 13.621  | 1.194  | 12.427 | 23.849  | 3.405  | 20.444 | 1.139   | 279    | 860   | 2.846   | 3.703  | -857  |
|      | oct  | 15.056  | 5.652  | 9.404  | 1.113   | 0      | 1.113 | 16.110  | 2.157  | 13.953 | 25.366  | 4.452  | 20.914 | 1.173   | 279    | 894   | 2.594   | 3.496  | -902  |
|      | nov  | 14.030  | 6.368  | 7.662  | 1.074   | 0      | 1.074 | 17.814  | 2.289  | 15.525 | 26.795  | 6.113  | 20.682 | 1.098   | 281    | 817   | 2.768   | 3.237  | -469  |
|      | dic  | 14.822  | 5.472  | 9.350  | 1.440   | 0      | 1.440 | 18.689  | 2.192  | 16.497 | 28.877  | 6.581  | 22.296 | 1.144   | 286    | 858   | 2.787   | 3.383  | -596  |
| 2016 | ene  | 18.169  | 4.467  | 13.702 | 1.512   | 0      | 1.512 | 14.745  | 2.818  | 11.927 | 23.500  | 7.127  | 16.373 | 1.118   | 273    | 845   | 2.626   | 3.027  | -401  |
|      | feb  | 20.046  | 4.557  | 15.489 | 1.543   | 0      | 1.543 | 14.536  | 3.264  | 11.272 | 21.910  | 8.379  | 13.531 | 1.113   | 252    | 861   | 2.516   | 2.710  | -194  |
|      | mar  | 22.121  | 6.136  | 15.985 | 1.583   | 0      | 1.583 | 17.667  | 4.382  | 13.285 | 22.736  | 10.446 | 12.290 | 1.470   | 321    | 1.149 | 3.676   | 2.692  | 984   |
|      | abr  | 20.251  | 7.459  | 12.792 | 1.418   | 0      | 1.418 | 21.267  | 3.252  | 18.015 | 25.126  | 11.616 | 13.510 | 1.611   | 333    | 1.278 | 3.879   | 2.648  | 1.231 |
|      | may  | 22.119  | 8.391  | 13.728 | 1.578   | 0      | 1.578 | 22.541  | 4.470  | 18.071 | 25.782  | 10.649 | 15.133 | 1.540   | 301    | 1.239 | 4.520   | 2.444  | 2.076 |
|      | jun  | 23.225  | 9.864  | 13.361 | 1.564   | 0      | 1.564 | 24.148  | 4.543  | 19.605 | 35.281  | 9.699  | 25.582 | 1.646   | 292    | 1.354 | 4.253   | 2.754  | 1.499 |
|      | jul  | 21.820  | 10.298 | 11.522 | 1.406   | 0      | 1.406 | 28.144  | 5.045  | 23.099 | 37.863  | 10.876 | 26.987 | 1.912   | 272    | 1.640 | 5.273   | 2.620  | 2.653 |
|      | ago  | 20.813  | 10.932 | 9.881  | 1.525   | 0      | 1.525 | 31.345  | 6.316  | 25.029 | 39.862  | 11.168 | 28.694 | 1.937   | 285    | 1.652 | 5.644   | 2.638  | 3.006 |
|      | sept | 17.585  | 8.281  | 9.304  | 1.227   | 0      | 1.227 | 27.259  | 6.863  | 20.396 | 30.316  | 11.276 | 19.040 | 1.632   | 260    | 1.372 | 4.974   | 2.252  | 2.722 |
|      | oct  | 18.096  | 8.456  | 9.640  | 1.352   | 0      | 1.352 | 28.924  | 7.097  | 21.827 | 27.532  | 11.379 | 16.153 | 1.563   | 252    | 1.311 | 4.911   | 2.351  | 2.560 |
|      | nov  | 20.700  | 8.303  | 12.397 | 1.300   | 0      | 1.300 | 28.633  | 7.568  | 21.065 | 30.856  | 13.543 | 17.313 | 1.799   | 219    | 1.580 | 5.106   | 2.213  | 2.893 |
|      | dic  | 19.181  | 9.213  | 9.968  | 1.381   | 0      | 1.381 | 31.640  | 9.409  | 22.231 | 33.038  | 17.826 | 15.212 | 2.009   | 243    | 1.766 | 5.295   | 2.559  | 2.736 |
| 2017 | ene  | 12.770  | 8.016  | 4.754  | 1.066   | 0      | 1.066 | 29.821  | 7.850  | 21.971 | 27.914  | 14.929 | 12.985 | 1.757   | 192    | 1.565 | 4.736   | 2.216  | 2.520 |
|      | feb  | 9.704   | 7.843  | 1.861  | 1.148   | 0      | 1.148 | 32.607  | 7.871  | 24.736 | 27.528  | 14.877 | 12.651 | 1.653   | 184    | 1.469 | 5.021   | 2.274  | 2.747 |
|      | mar  | 12.330  | 9.860  | 2.470  | 1.402   | 0      | 1.402 | 40.159  | 12.071 | 28.088 | 32.437  | 17.832 | 14.605 | 2.187   | 249    | 1.938 | 6.229   | 2.615  | 3.614 |
|      | abr  | 9.384   | 7.341  | 2.043  | 1.207   | 0      | 1.207 | 34.213  | 8.222  | 25.991 | 28.180  | 16.247 | 11.933 | 1.882   | 198    | 1.684 | 5.094   | 2.258  | 2.836 |
|      | may  | 10.394  | 7.584  | 2.810  | 1.284   | 0      | 1.284 | 46.218  | 9.907  | 36.311 | 42.814  | 19.417 | 23.397 | 2.070   | 203    | 1.867 | 6.075   | 2.624  | 3.451 |
|      | jun  | 7.765   | 7.637  | 128    | 1.106   | 0      | 1.106 | 48.922  | 10.982 | 37.940 | 44.703  | 20.846 | 23.857 | 2.063   | 212    | 1.851 | 5.576   | 2.577  | 2.999 |
|      | jul  | 7.299   | 7.950  | -651   | 968     | 0      | 968   | 54.668  | 11.809 | 42.859 | 48.125  | 23.956 | 24.169 | 2.066   | 244    | 1.822 | 5.908   | 3.047  | 2.861 |
|      | ago  | 8.732   | 8.413  | 319    | 972     | 0      | 972   | 58.167  | 11.589 | 46.578 | 46.943  | 26.430 | 20.513 | 2.408   | 259    | 2.149 | 5.723   | 3.501  | 2.222 |
|      | sept | 6.937   | 6.736  | 201    | 734     | 0      | 734   | 54.515  | 11.403 | 43.112 | 39.328  | 23.251 | 16.077 | 2.115   | 202    | 1.913 | 4.759   | 2.929  | 1.830 |
|      | oct  | 7.570   | 6.263  | 1.307  | 667     | 0      | 667   | 51.647  | 12.495 | 39.152 | 33.321  | 27.467 | 5.854  | 2.038   | 208    | 1.830 | 4.384   | 3.034  | 1.350 |
|      | nov  | 8.228   | 5.028  | 3.200  | 896     | 0      | 896   | 51.681  | 11.999 | 39.682 | 33.531  | 25.353 | 8.178  | 1.915   | 205    | 1.710 | 4.301   | 3.114  | 1.187 |
|      | dic  | 7.982   | 4.841  | 3.141  | 835     | 0      | 835   | 67.814  | 10.288 | 57.526 | 45.882  | 30.208 | 15.674 | 1.982   | 253    | 1.729 | 4.942   | 4.246  | 696   |
| 2018 | ene  | 7.079   | 4.755  | 2.324  | 846     | 0      | 846   | 52.641  | 11.123 | 41.518 | 39.924  | 33.019 | 6.905  | 2.037   | 250    | 1.787 | 5.294   | 3.301  | 1.993 |
|      | feb  | 6.153   | 4.252  | 1.901  | 789     | 0      | 789   | 46.892  | 10.469 | 36.423 | 29.932  | 37.967 | -8.035 | 1.851   | 268    | 1.583 | 4.602   | 3.347  | 1.255 |
|      | mar  | 6.279   | 4.872  | 1.407  | 816     | 0      | 816   | 55.864  | 10.557 | 45.307 | 31.274  | 30.959 | 315    | 2.343   | 250    | 2.093 | 5.306   | 3.699  | 1.607 |
|      | abr  | 5.335   | 4.693  | 642    | 702     | 0      | 702   | 61.558  | 9.487  | 52.071 | 33.891  | 31.892 | 1.999  | 2.519   | 230    | 2.289 | 6.254   | 3.321  | 2.933 |
|      | may  | 5.130   | 4.546  | 584    | 645     | 0      | 645   | 62.287  | 9.429  | 52.858 | 37.303  | 31.127 | 6.176  | 2.382   | 197    | 2.185 | 6.357   | 3.411  | 2.946 |
|      | jun  | 5.206   | 4.849  | 357    | 542     | 0      | 542   | 67.398  | 9.796  | 57.602 | 37.165  | 33.702 | 3.463  | 2.324   | 220    | 2.104 | 6.481   | 3.930  | 2.551 |
|      | jul  | 4.391   | 4.315  | 76     | 533     | 0      | 533   | 65.728  | 9.960  | 55.768 | 36.995  | 30.506 | 6.489  | 2.084   | 203    | 1.881 | 6.061   | 3.619  | 2.442 |
|      | ago  | 10.297  | 4.660  | 5.637  | 2.283   | 0      | 2.283 | 61.732  | 13.796 | 47.936 | 37.464  | 33.867 | 3.597  | 2.022   | 184    | 1.838 | 6.682   | 3.892  | 2.790 |
|      | sept | 7.695   | 3.973  | 3.722  | 1.992   | 0      | 1.992 | 48.566  | 12.859 | 35.707 | 33.726  | 27.099 | 6.627  | 1.599   | 170    | 1.429 | 5.068   | 3.368  | 1.700 |
|      | oct  | 8.798   | 4.898  | 3.900  | 1.839   | 0      | 1.839 | 57.115  | 14.839 | 42.276 | 38.841  | 33.002 | 5.839  | 1.840   | 226    | 1.614 | 5.953   | 4.138  | 1.815 |
|      | nov  | 7.555   | 5.283  | 2.272  | 1.671   | 0      | 1.671 | 56.342  | 13.905 | 42.437 | 39.867  | 31.871 | 7.996  | 1.590   | 191    | 1.399 | 5.109   | 4.301  | 808   |
|      | dic  | 7.029   | 5.842  | 1.187  | 1.371   | 0      | 1.371 | 80.478  | 12.399 | 68.079 | 47.513  | 34.736 | 12.777 | 1.883   | 197    | 1.686 | 6.404   | 4.654  | 1.750 |

- Información obtenida del Sistema de Gestión de Portabilidad (SGP)

- Resultado Neto: Números portados como empresa receptora menos números portados como empresa donante

- La información de modalidad corresponde al servicio que el cliente tenía en la empresa donante. No necesariamente se mantiene la misma modalidad en la empresa receptora.

- Información correspondiente sólo a las empresas con mayor cantidad de líneas



Subsecretaría de Telecomunicaciones

## Variación Mensual de Portaciones Móviles Prepago y Pospago

( 28 de febrero de 2021 )

| Año  | Mes  | Virgin  |        |        |         |        |       | WOM     |        |        |         |        |         | VTR     |        |       |         |        |        |
|------|------|---------|--------|--------|---------|--------|-------|---------|--------|--------|---------|--------|---------|---------|--------|-------|---------|--------|--------|
|      |      | Prepago |        |        | Pospago |        |       | Prepago |        |        | Pospago |        |         | Prepago |        |       | Pospago |        |        |
|      |      | Recept  | Donant | Neto   | Recept  | Donant | Neto  | Recept  | Donant | Neto   | Recept  | Donant | Neto    | Recept  | Donant | Neto  | Recept  | Donant | Neto   |
| 2019 | ene  | 6.468   | 5.220  | 1.248  | 1.245   | 0      | 1.245 | 65.046  | 12.195 | 52.851 | 42.788  | 33.308 | 9.480   | 1.639   | 232    | 1.407 | 6.199   | 4.136  | 2.063  |
|      | feb  | 6.046   | 4.990  | 1.056  | 1.103   | 0      | 1.103 | 56.750  | 11.759 | 44.991 | 35.745  | 34.182 | 1.563   | 1.551   | 201    | 1.350 | 5.991   | 4.270  | 1.721  |
|      | mar  | 7.185   | 5.582  | 1.603  | 1.410   | 0      | 1.410 | 61.981  | 15.451 | 46.530 | 40.558  | 40.406 | 152     | 1.825   | 248    | 1.577 | 7.114   | 4.776  | 2.338  |
|      | abr  | 7.520   | 5.010  | 2.510  | 1.533   | 0      | 1.533 | 55.523  | 14.660 | 40.863 | 40.697  | 37.978 | 2.719   | 1.174   | 157    | 1.017 | 6.422   | 3.943  | 2.479  |
|      | may  | 8.130   | 5.065  | 3.065  | 1.724   | 0      | 1.724 | 53.126  | 14.381 | 38.745 | 41.590  | 37.905 | 3.685   | 1.468   | 197    | 1.271 | 7.007   | 3.915  | 3.092  |
|      | jun  | 7.074   | 4.655  | 2.419  | 1.486   | 1      | 1.485 | 48.032  | 13.951 | 34.081 | 39.420  | 35.867 | 3.553   | 1.508   | 159    | 1.349 | 6.911   | 3.747  | 3.164  |
|      | jul  | 7.587   | 5.588  | 1.999  | 1.719   | 0      | 1.719 | 52.361  | 16.140 | 36.221 | 48.461  | 41.642 | 6.819   | 1.604   | 163    | 1.441 | 8.262   | 4.291  | 3.971  |
|      | ago  | 5.992   | 5.890  | 102    | 1.509   | 0      | 1.509 | 50.388  | 15.487 | 34.901 | 52.688  | 39.056 | 13.632  | 1.677   | 175    | 1.502 | 8.212   | 4.396  | 3.816  |
|      | sept | 4.862   | 5.162  | -300   | 1.319   | 0      | 1.319 | 41.315  | 13.600 | 27.715 | 45.129  | 30.441 | 14.688  | 1.280   | 143    | 1.137 | 6.949   | 3.550  | 3.399  |
|      | oct  | 5.936   | 4.652  | 1.284  | 1.553   | 0      | 1.553 | 39.376  | 14.966 | 24.410 | 37.724  | 32.501 | 5.223   | 1.212   | 139    | 1.073 | 7.045   | 3.463  | 3.582  |
|      | nov  | 5.286   | 4.363  | 923    | 1.443   | 0      | 1.443 | 43.048  | 11.884 | 31.164 | 47.390  | 32.703 | 14.687  | 1.133   | 152    | 981   | 7.385   | 3.776  | 3.609  |
|      | dic  | 6.025   | 4.735  | 1.290  | 1.647   | 0      | 1.647 | 54.883  | 13.533 | 41.350 | 55.254  | 41.370 | 13.884  | 1.285   | 178    | 1.107 | 8.762   | 4.819  | 3.943  |
| 2020 | ene  | 5.536   | 4.857  | 679    | 1.553   | 0      | 1.553 | 43.413  | 14.647 | 28.766 | 44.319  | 43.636 | 683     | 1.269   | 167    | 1.102 | 8.599   | 4.607  | 3.992  |
|      | feb  | 4.966   | 4.889  | 77     | 1.193   | 0      | 1.193 | 43.325  | 14.818 | 28.507 | 46.707  | 45.575 | 1.132   | 1.143   | 179    | 964   | 7.519   | 5.467  | 2.052  |
|      | mar  | 3.718   | 3.793  | -75    | 875     | 0      | 875   | 35.983  | 11.386 | 24.597 | 36.206  | 31.636 | 4.570   | 1.006   | 132    | 874   | 5.951   | 3.554  | 2.397  |
|      | abr  | 2.867   | 2.320  | 547    | 947     | 0      | 947   | 27.448  | 5.405  | 22.043 | 29.063  | 23.277 | 5.786   | 394     | 96     | 298   | 3.765   | 2.772  | 993    |
|      | may  | 1.919   | 2.363  | -444   | 874     | 0      | 874   | 26.980  | 7.899  | 19.081 | 32.469  | 34.513 | -2.044  | 628     | 165    | 463   | 5.975   | 4.183  | 1.792  |
|      | jun  | 1.934   | 2.684  | -750   | 801     | 0      | 801   | 28.566  | 8.808  | 19.758 | 38.740  | 38.090 | 650     | 598     | 182    | 416   | 6.397   | 4.906  | 1.491  |
|      | jul  | 1.838   | 3.482  | -1.644 | 713     | 0      | 713   | 33.969  | 11.544 | 22.425 | 47.080  | 53.046 | -5.966  | 477     | 332    | 145   | 4.617   | 7.297  | -2.680 |
|      | ago  | 2.537   | 3.269  | -732   | 1.195   | 0      | 1.195 | 36.904  | 13.496 | 23.408 | 34.237  | 50.090 | -15.853 | 358     | 332    | 26    | 3.132   | 6.778  | -3.646 |
|      | sept | 2.566   | 3.524  | -958   | 1.008   | 0      | 1.008 | 33.418  | 13.633 | 19.785 | 32.160  | 47.558 | -15.398 | 429     | 352    | 77    | 3.135   | 6.770  | -3.635 |
|      | oct  | 2.323   | 3.724  | -1.401 | 877     | 0      | 877   | 40.454  | 15.700 | 24.754 | 39.759  | 52.963 | -13.204 | 530     | 405    | 125   | 3.070   | 7.137  | -4.067 |
|      | nov  | 2.522   | 3.957  | -1.435 | 956     | 0      | 956   | 42.884  | 15.370 | 27.514 | 39.636  | 48.182 | -8.546  | 480     | 394    | 86    | 3.164   | 6.179  | -3.015 |
|      | dic  | 2.108   | 3.070  | -962   | 800     | 0      | 800   | 49.965  | 12.958 | 37.007 | 39.177  | 45.953 | -6.776  | 434     | 325    | 109   | 3.121   | 6.018  | -2.897 |
| 2021 | ene  | 2.268   | 2.436  | -168   | 872     | 0      | 872   | 21.526  | 15.817 | 5.709  | 15.420  | 49.617 | -34.197 | 361     | 274    | 87    | 3.453   | 4.571  | -1.118 |
|      | feb  | 2.176   | 2.576  | -400   | 851     | 0      | 851   | 26.056  | 18.024 | 8.032  | 26.758  | 55.887 | -29.129 | 400     | 274    | 126   | 3.871   | 5.096  | -1.225 |
|      | mar  |         |        |        |         |        |       |         |        |        |         |        |         |         |        |       |         |        |        |
|      | abr  |         |        |        |         |        |       |         |        |        |         |        |         |         |        |       |         |        |        |
|      | may  |         |        |        |         |        |       |         |        |        |         |        |         |         |        |       |         |        |        |
|      | jun  |         |        |        |         |        |       |         |        |        |         |        |         |         |        |       |         |        |        |
|      | jul  |         |        |        |         |        |       |         |        |        |         |        |         |         |        |       |         |        |        |
|      | ago  |         |        |        |         |        |       |         |        |        |         |        |         |         |        |       |         |        |        |
|      | sept |         |        |        |         |        |       |         |        |        |         |        |         |         |        |       |         |        |        |
|      | oct  |         |        |        |         |        |       |         |        |        |         |        |         |         |        |       |         |        |        |
|      | nov  |         |        |        |         |        |       |         |        |        |         |        |         |         |        |       |         |        |        |
|      | dic  |         |        |        |         |        |       |         |        |        |         |        |         |         |        |       |         |        |        |

- Información obtenida del Sistema de Gestión de Portabilidad (SGP)

- Resultado Neto: Números portados como empresa receptora menos números portados como empresa donante

- La información de modalidad corresponde al servicio que el cliente tenía en la empresa donante. No necesariamente se mantiene la misma modalidad en la empresa receptora.

- Información correspondiente sólo a las empresas con mayor cantidad de líneas





Subsecretaría de Telecomunicaciones

## Tasa de Portabilidad

( 28 de febrero de 2021 )

| Año  | Telefonía Móvil | Telefonía Fija | Total Sistema |
|------|-----------------|----------------|---------------|
| 2012 | 3,1%            | 1,9%           | 3,0%          |
| 2013 | 3,4%            | 3,7%           | 3,5%          |
| 2014 | 5,7%            | 6,5%           | 5,8%          |
| 2015 | 8,4%            | 3,9%           | 7,8%          |
| 2016 | 14,1%           | 4,0%           | 12,8%         |
| 2017 | 19,6%           | 4,4%           | 17,7%         |
| 2018 | 16,1%           | 4,1%           | 14,7%         |
| 2019 | 13,4%           | 3,8%           | 12,7%         |
| 2020 | 12,2%           | 4,2%           | 11,5%         |
| 2021 | 11,9%           | 4,3%           | 11,2%         |

*Información obtenida del Sistema de Gestión de Portabilidad (SGP)*

*Tasa de 2021 estimada en base a promedio de últimos 12 meses.*



















